

Датчики хлора, кислорода Memosens CCS51D

Техническая информация

По вопросам продаж и поддержки обращайтесь:

Алматы (7273)495-231
Ангарск (3955)60-70-56
Архангельск (8182)63-90-72
Астрахань (8512)99-46-04
Барнаул (3852)73-04-60
Белгород (4722)40-23-64
Благовещенск (4162)22-76-07
Брянск (4832)59-03-52
Владивосток (423)249-28-31
Владикавказ (8672)28-90-48
Владимир (4922)49-43-18
Волгоград (844)278-03-48
Вологда (8172)26-41-59
Воронеж (473)204-51-73
Екатеринбург (343)384-55-89

Иваново (4932)77-34-06
Ижевск (3412)26-03-58
Иркутск (395)279-98-46
Казань (843)206-01-48
Калининград (4012)72-03-81
Калуга (4842)92-23-67
Кемерово (3842)65-04-62
Киров (8332)68-02-04
Коломна (4966)23-41-49
Кострома (4942)77-07-48
Краснодар (861)203-40-90
Красноярск (391)204-63-61
Курск (4712)77-13-04
Курган (3522)50-90-47
Липецк (4742)52-20-81

Магнитогорск (3519)55-03-13
Москва (495)268-04-70
Мурманск (8152)59-64-93
Набережные Челны (8552)20-53-41
Нижний Новгород (831)429-08-12
Новокузнецк (3843)20-46-81
Ноябрьск (3496)41-32-12
Новосибирск (383)227-86-73
Омск (3812)21-46-40
Орел (4862)44-53-42
Оренбург (3532)37-68-04
Пенза (8412)22-31-16
Петрозаводск (8142)55-98-37
Псков (8112)59-10-37
Пермь (342)205-81-47

Ростов-на-Дону (863)308-18-15
Рязань (4912)46-61-64
Самара (846)206-03-16
Санкт-Петербург (812)309-46-40
Саратов (845)249-38-78
Севастополь (8692)22-31-93
Саранск (8342)22-96-24
Симферополь (3652)67-13-56
Смоленск (4812)29-41-54
Сочи (862)225-72-31
Ставрополь (8652)20-65-13
Сургут (3462)77-98-35
Сыктывкар (8212)25-95-17
Тамбов (4752)50-40-97
Тверь (4822)63-31-35

Тольятти (8482)63-91-07
Томск (3822)98-41-53
Тула (4872)33-79-87
Тюмень (3452)66-21-18
Ульяновск (8422)24-23-59
Улан-Удэ (3012)59-97-51
Уфа (347)229-48-12
Хабаровск (4212)92-98-04
Чебоксары (8352)28-53-07
Челябинск (351)202-03-61
Череповец (8202)49-02-64
Чита (3022)38-34-83
Якутск (4112)23-90-97
Ярославль (4852)69-52-93

Россия +7(495)268-04-70

Казахстан +7(7172)727-132

Киргизия +996(312)96-26-47

эл.почта: ehr@nt-rt.ru || сайт: <https://endcounters.nt-rt.ru/>

Technical Information

Memosens CCS51D

Digital sensor with Memosens technology for determining free chlorine

Memosens CCS51D offers high-precision measurement with long-term stability to guarantee optimum process monitoring



Application

Memosens CCS51D is a free chlorine sensor for skid builders and end customers. It measures reliably in:

- Drinking water - to ensure reliable disinfection
- Food - to guarantee food safety and provide hygienic packaging and bottling
- Utilities - to detect the absence or presence of free chlorine
- Pool water - to dose disinfectant efficiently

Your benefits

- The right sensor version for every application: From trace measurement up to free chlorine concentrations of 200 mg/l.
- Fast response time ($t_{90} < 25$ s) provides an accurate process view and enables prompt reaction to process changes as well as efficient process control.
- Increased process safety: precise and long-term stable measurement ensures consistent process monitoring and allows for individually adapted disinfectant dosing.
- The low-maintenance, amperometric sensor reduces the cost of ownership of the measuring point, particularly compared to colorimetric measuring systems.
- More process up-time thanks to fast sensor exchange: pre-calibrate the sensor in your lab and then swap it into your process with plug & play.
- Connection to the Liquiline multiparameter transmitter allows for easy combination with other relevant parameters of liquid analysis such as pH and ORP.

Other advantages of Memosens technology

- Maximum process safety
- Data security thanks to digital data transmission
- Very easy to use as sensor data saved in the sensor
- Recording of sensor load data in the sensor enables predictive maintenance

Function and system design

Measuring principle

Free chlorine levels are determined using hypochlorous acid in accordance with the amperometric measuring principle.

The hypochlorous acid (HOCl) contained in the medium diffuses through the sensor membrane and is reduced to chloride ions (Cl⁻) at the gold cathode. At the silver anode, silver is oxidized to silver chloride. Electron donation at the gold cathode and electron acceptance at the silver anode causes a current to flow which is proportional to the concentration of free chlorine in the medium at constant conditions.

The concentration of hypochlorous acid depends on the pH value. An additional pH measurement is used to compensate for this dependency.

The transmitter uses the current signal to calculate the measured variable for concentration in mg/l (ppm).

Function

The sensor consists of:

- Membrane cap (measuring chamber with membrane)
- Sensor shaft with anode with large surface area (counter-electrode) and a cathode embedded in plastic (working electrode)

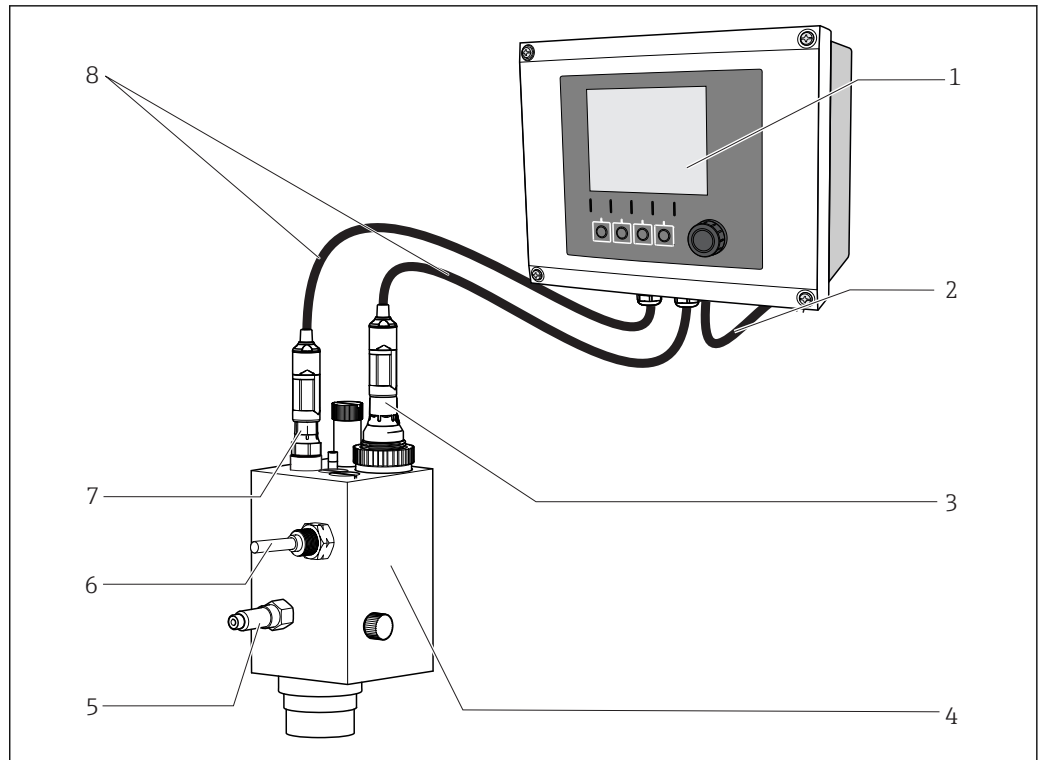
The electrodes are in an electrolyte which is separated from the medium by a membrane. The membrane prevents the electrolyte from leaking and protects against contaminant penetration.

The measuring system is calibrated by means of a colorimetric comparison measurement in accordance with the DPD method for free chlorine. The calibration value determined is entered in the transmitter.

Measuring system

A complete measuring system comprises:

- Disinfection sensor CCS51D (membrane-covered, Ø25 mm) with corresponding installation adapter
- Flowfit CCA250 flow assembly
- Measuring cable CYK10, CYK20
- Transmitter, e. g. Liquiline CM44x or CM44xR
- Optional: extension cable CYK11
- Optional: Immersion assembly Flexdip CYA112
- Optional: proximity switch



A0007341

1 Example of a measuring system

- 1 Liquiline CM44x transmitter
- 2 Power cable for transmitter
- 3 Disinfection sensor CCS51D (membrane-covered, Ø25 mm)
- 4 Flowfit CCA250 flow assembly
- 5 Inlet to Flowfit CCA250 flow assembly
- 6 Proximity switch (optional)
- 7 CPS31D pH sensor
- 8 Measuring cable CYK10

Dependability

Reliability

Memosens

Memosens makes your measuring point safer and more reliable:

- Non-contact, digital signal transmission enables optimum galvanic isolation
- Dust- and waterproof (IP 68)
- Sensor can be calibrated in a lab, thus increasing the availability of the measuring point in the process
- Predictive maintenance thanks to recording of sensor data, e.g.:
 - Total hours of operation
 - Hours of operation with very high or very low measured values
 - Hours of operation at high temperatures
 - Calibration history

Maintainability

Easy handling

Sensors with Memosens technology have integrated electronics that store calibration data and other information (e. g. total hours of operation or operating hours under extreme measuring conditions). Once the sensor has been connected, the sensor data are transferred automatically to the transmitter

and used to calculate the current measured value. As the calibration data are stored in the sensor, the sensor can be calibrated and adjusted independently of the measuring point. The result:

- Easy calibration in the measuring lab under optimum external conditions increases the quality of the calibration.
- Pre-calibrated sensors can be replaced quickly and easily, resulting in a dramatic increase in the availability of the measuring point.
- Thanks to the availability of the sensor data, maintenance intervals can be accurately defined and predictive maintenance is possible.
- The sensor history can be documented on external data carriers and in evaluation programs.
- Thus, the current application of the sensors can be made to depend on their previous history.

Safety

Data security thanks to digital data transmission

Memosens technology digitizes the measured values in the sensor and transmits the data to the transmitter via a non-contact connection that is free from potential interference. The result:

- Automatic error message if sensor fails or connection between sensor and transmitter is interrupted
- Immediate error detection increases measuring point availability

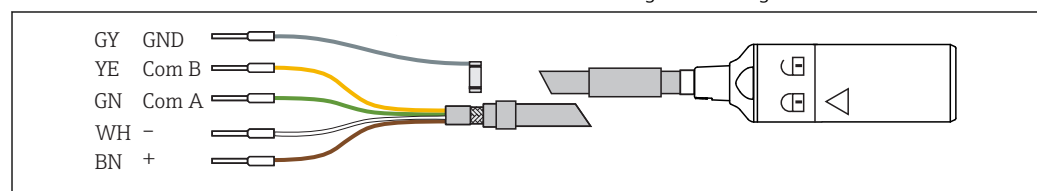
Input

| | | |
|---------------------------|---|---|
| Measured variables | Free chlorine (HOCl) Temperature | [mg/l, µg/l, ppm, ppb] [°C, °F] |
| Measuring ranges | CCS51D-**11AD CCS51D-**11BF CCS51D-**11CJ | 0 to 5 mg/l (ppm) HOCl 0 to 20 mg/l (ppm) HOCl 0 to 200 mg/l (ppm) HOCl |
| Signal current | CCS51D-**11AD CCS51D-**11BF CCS51D-**11CJ | 33 to 63 nA per 1 mg/l (ppm) HOCl 9 to 18 nA per 1 mg/l (ppm) HOCl 9 to 18 nA per 1 mg/l (ppm) HOCl |

Power supply

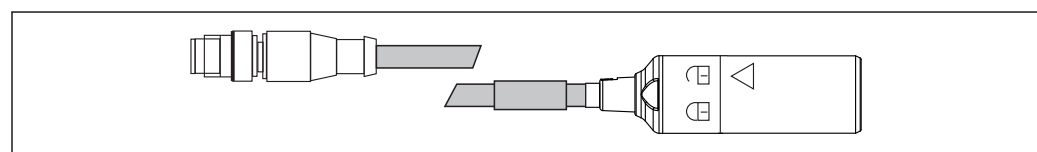
Electrical connection

The electrical connection to the transmitter is established using measuring cable CYK10 or CYK20.



2 Measuring cable CYK10/CYK20

- ▶ To extend the cable, use measuring cable CYK11. The maximum cable length is 100 m (328 ft).



3 Electrical connection, M12 plug

Performance characteristics

| | | | |
|--|---|---|-------------------------------|
| Reference operating conditions | Temperature | 20 °C (68 °F) | |
| | pH value | pH 5.5 ±0.2 | |
| | Flow | 40 to 60 cm/s | |
| | HOCl-free base medium | Mains water | |
| Response time | T ₉₀ < 25 s (after completing polarization) | | |
| | The T ₉₀ time can be longer under certain conditions. If the sensor is operated or stored in a chlorine-free medium for a longer period, the sensor response starts immediately if chlorine is present but only reaches the exact concentration value after a delay. | | |
| Measured value resolution of sensor | CCS51D-**11AD | 0.03 µg/l (ppb) HOCl | |
| | CCS51D-**11BF | 0.13 µg/l (ppb) HOCl | |
| | CCS51D-**11CJ | 1.1 µg/l (ppb) HOCl | |
| Measured error ¹⁾ | ±2 % or ±5 µg/l (ppb) of value measured (depending on which value is higher) | | |
| | | LOD (limit of detection) | LOQ (limit of quantification) |
| | CCS51D-**11AD | 0.002 mg/l (ppm) | 0.005 mg/l (ppm) |
| | CCS51D-**11BF | 0.002 mg/l (ppm) | 0.007 mg/l (ppm) |
| CCS51D-**11CJ | 0.008 mg/l (ppm) | 0.027 mg/l (ppm) | |
| Repeatability | CCS51D-**11AD | 0.0031 mg/l (ppm) | |
| | CCS51D-AA11BF | 0.0035 mg/l (ppm) | |
| | CCS51D-AA11CJ | 0.062 mg/l (ppm) | |
| Nominal slope | CCS51D-**11AD | 48 nA per 1 mg/l (ppm) ClO ₂ | |
| | CCS51D-**11BF | 14 nA per 1 mg/l (ppm) ClO ₂ | |
| | CCS51D-**11CJ | 14 nA per 1 mg/l (ppm) ClO ₂ | |
| Long-term drift | < 1 % per month (mean value, determined while operating at varying concentrations and under reference conditions) | | |
| Polarization time | Initial commissioning | 60 min | |
| | Recommissioning | 30 min | |
| Operating time of the electrolyte | at maximum concentration and 55 °C | 60 days | |
| | at 50 % of measuring range and 20 °C | 1 year | |
| | at 10 % of measuring range and 20 °C | 2 years | |

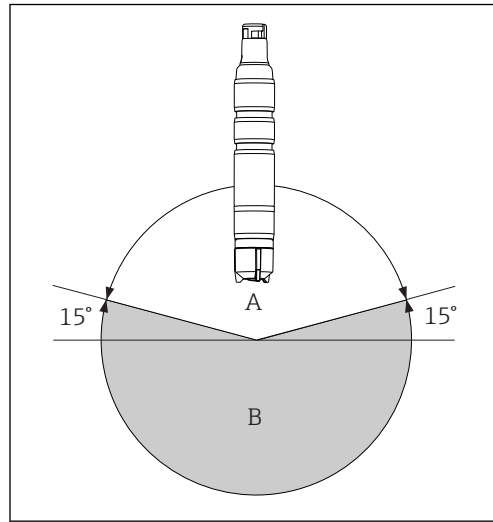
1) Based on ISO 15839. The measured error includes all the uncertainties of the sensor and transmitter (measuring chain). It does not contain all the uncertainties caused by the reference material and adjustments that may have been performed.

Installation

Orientation

Do not install upside-down!

- ▶ Install the sensor in an assembly, support or appropriate process connection at an angle of at least 15 ° to the horizontal.
- ▶ Other angles of inclination are not permitted.
- ▶ Follow the instructions for installing the sensor in the Operating Instructions of the assembly used.



A Permitted orientation

B Incorrect orientation

A0034236

Immersion depth

77 mm (3.03 in)

Installation instructions

Installation in Flowfit CCA151 flow assembly

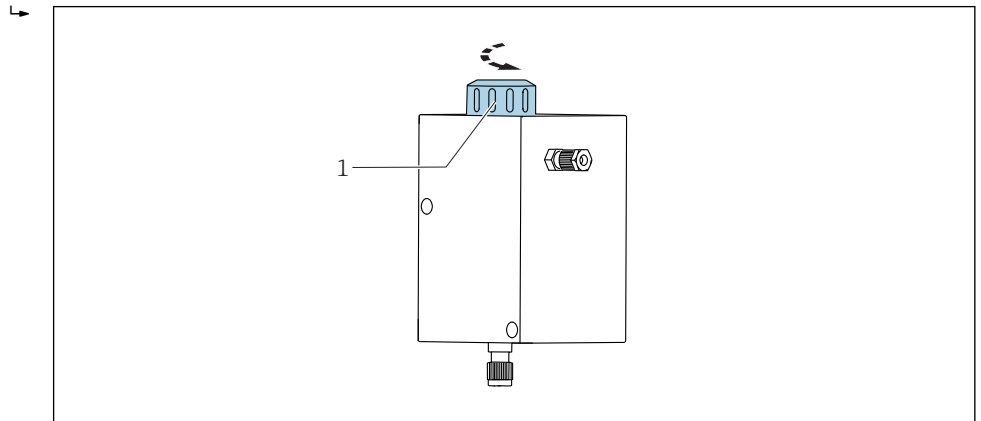
The disinfection sensor (membrane-covered, $\varnothing 25$ mm) is designed for installation in the Flowfit CCA151 flow assembly if the pH value for compensation is provided in another way.

Please note the following during installation:

- ▶ The flow rate must be at least 5 l/h (1.32 gal/h).
- ▶ If the medium is returned to an overflow basin, pipe or similar, the resulting counterpressure on the sensor must not exceed 1 bar (14.5 psi) and must remain constant.
- ▶ Avoid negative pressure at the sensor, e.g. due to medium being returned to the suction side of a pump.
- ▶ To avoid buildup, heavily contaminated water should also be filtered.

Preparing assembly

1. The assembly is supplied to the customer with a union nut screwed onto the assembly: unscrew union nut from assembly.



4 Flowfit CCA151 flow assembly

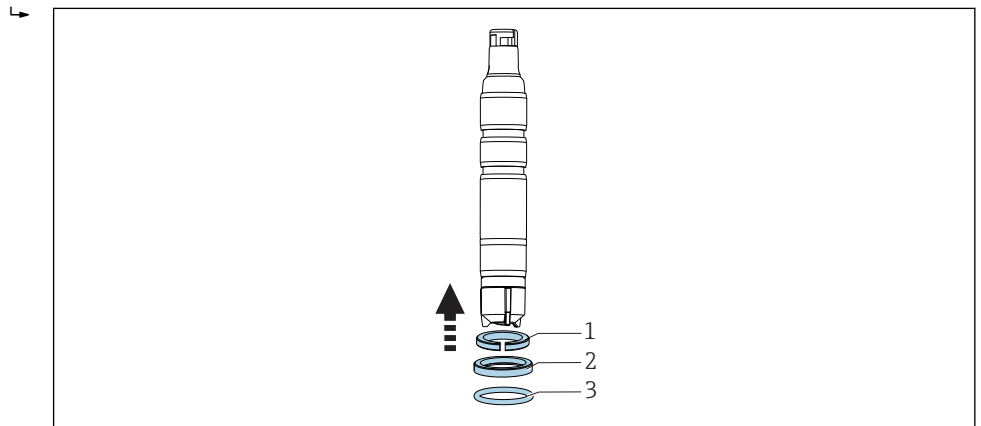
1 Union nut

2. The assembly is supplied to the customer with a dummy plug inserted in the assembly: remove dummy plug from assembly.

Equip sensor with adapter

The required adapter (clamping ring, thrust collar and O-ring) can be ordered as a mounted sensor accessory or as a separate accessory .

1. First slide the clamping ring, then the thrust collar, and then the O-ring from the membrane cap towards the sensor head and into the lower groove.

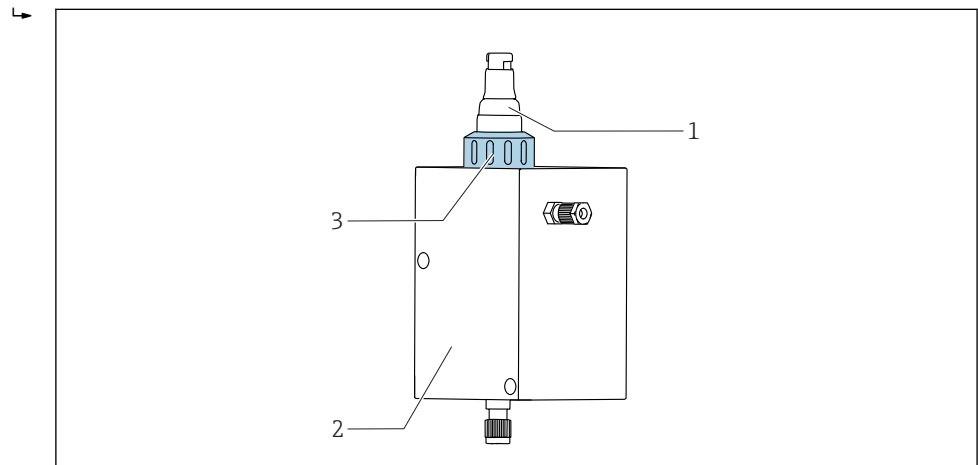


5 Slide clamping ring (1), thrust collar (2) and O-ring (3) upwards from the membrane cap to the sensor shaft and into the lower groove.

Installing sensor in assembly

2. Slide sensor with adapter for Flowfit CCA151 into the opening in the assembly.

3. Screw union nut onto assembly on block.



A0034261

6 Flowfit CCA151 flow assembly

- 1 Disinfection sensor
- 2 Flowfit CCA151 flow assembly
- 3 Union nut for securing a disinfection sensor

Installation in Flowfit CCA250 flow assembly

The sensor can be installed in the Flowfit CCA250 flow assembly. It allows a pH and ORP sensor to be installed, in addition to the chlorine or chlorine dioxide sensor. A needle valve regulates the flow in the range of 30 to 120 l/h (7.9 to 30 gal/h).

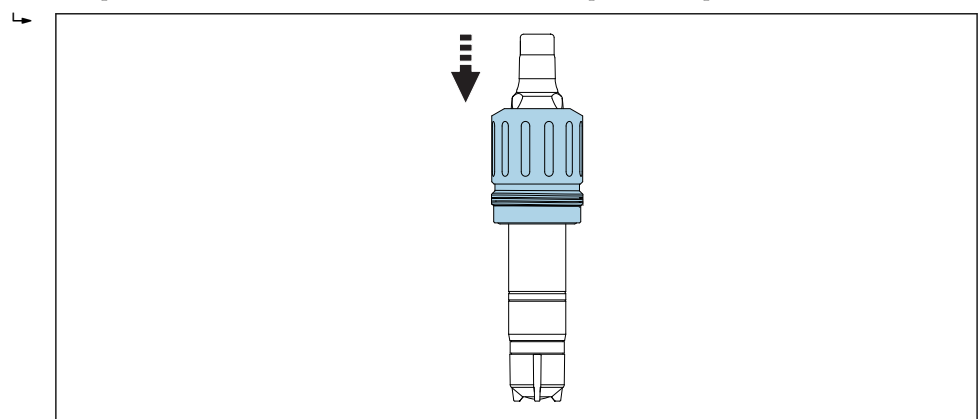
Please note the following during installation:

- ▶ The flow rate must be at least 30 l/h (7.92 gal/h). If the flow drops below this value or stops completely, this can be detected by an inductive proximity switch and used to trigger an alarm with locking of the dosage pumps.
- ▶ If the medium is returned to an overflow basin, pipe or similar, the resulting counterpressure on the sensor must not exceed 1 bar (14.5 psi) and must remain constant.
- ▶ Negative pressure at the sensor e.g. due to medium being returned to the suction side of a pump, must be avoided.

Equip sensor with adapter

The required adapter can be ordered as a mounted sensor accessory or as a separate accessory.

1. Slide adapter for Flowfit CCA250 from the sensor head up to the stop on the sensor.



A0034245

7 Slide on adapter for Flowfit CCA250.

2. Lock the adapter in place using the two studs provided.

For detailed information on "Installing sensor in Flowfit CCA250 assembly", see Operating Instructions for assembly

Installation in other flow assemblies

When using other flow assemblies, please ensure the following:

- ▶ The flow velocity at the membrane must always be at least 15 cm/s (0.49 ft/s).
- ▶ The flow direction is upwards. Transported air bubbles must be removed so that they do not collect in front of the membrane.
- ▶ The flow must be directed to the membrane.

Installation in Flexdip CYA112 immersion assembly

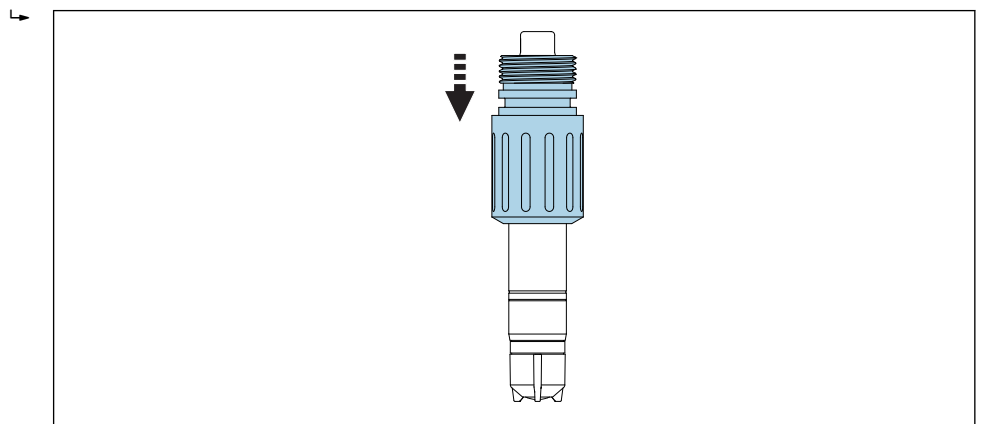
Alternatively, the sensor can be installed in an immersion assembly with G1 threaded connection, e.g.

Ensure sufficient flow towards the sensor when using the immersion assembly .

Equip sensor with adapter

The required adapter can be ordered as a mounted sensor accessory or as a separate accessory.

1. Slide adapter for Flexdip CYA112 from the sensor head up to the stop on the sensor.



8 Slide on adapter for Flexdip CYA112.

2. Lock the adapter in place using the two studs provided.

For detailed information on "Installing sensor in Flexdip CYA112 assembly", see Operating Instructions for assembly

Environment

Ambient temperature range -20 to +60 °C (-4 to 140 °F)

| Storage temperature | Longterm storage | | Storage up to max 48 h |
|---------------------|-----------------------------|--|---|
| | With electrolyte | +0 to 35 °C (32 to 95 °F) (non-freezing) | 35 to 50 °C (95 to 122 °F) (non-freezing) |
| Without electrolyte | -20 to 60 °C (-4 to 140 °F) | | |

Degree of protection IP 68 (1.8 m (5.91 ft)) water column over 7 days at 20 °C (68 °F)

Process

Process temperature +0 to 55 °C (32 to 130 °F), non-freezing

Process pressure The inlet pressure depends on the specific fitting and installation.
The measurement can take place with a free outlet.

The medium pressure directly upstream from the sensor membrane must not exceed 1 bar (14.5 psi) abs.

- ▶ In terms of sensor condition and performance, it is essential that the flow velocity limits specified in the following table be observed.

| | Flow velocity [cm/s] | Volume flow [l/h] | | |
|---------|----------------------|-------------------|----------------|--|
| | | Flowfit CCA250 | Flowfit CCA151 | FlexdipCYA112 |
| Minimum | 15 | 30 | 5 | The sensor is suspended freely in the medium; pay attention to the minimum flow velocity of 15 cm/s during installation. |
| Maximum | 80 | 145 | 20 | |

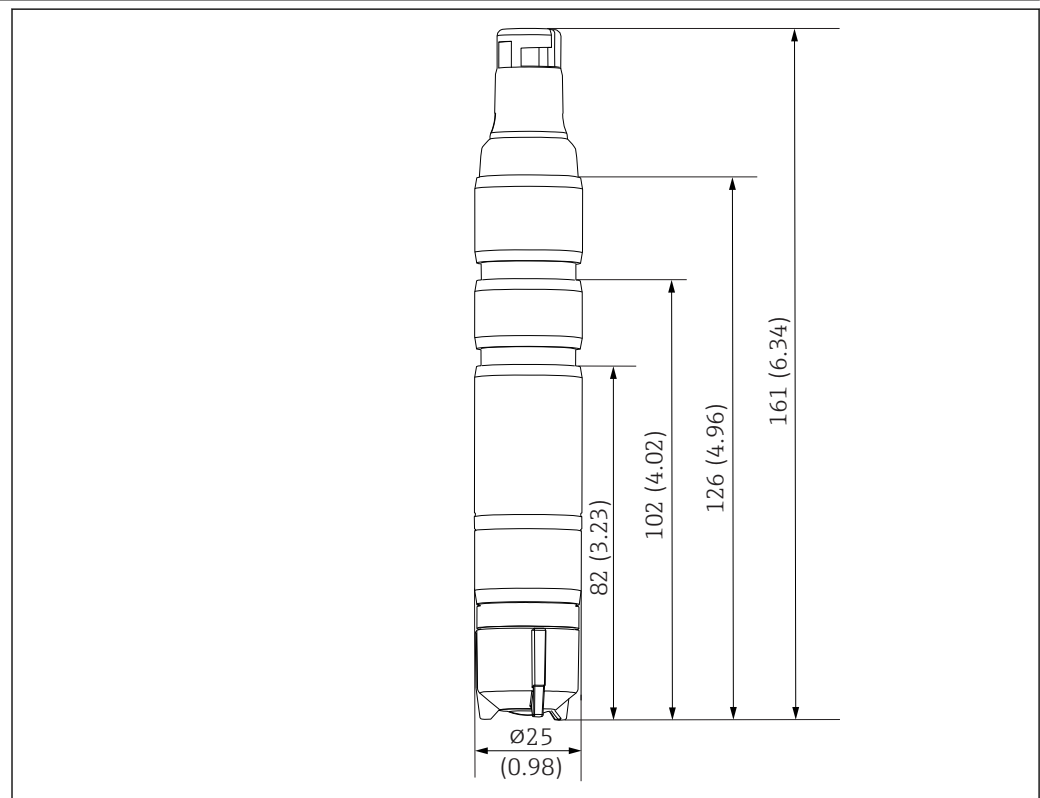
| | | |
|-----------------|-------------|-----------|
| pH range | Calibration | pH 4 to 8 |
| | Measurement | pH 4 to 9 |

| | |
|-------------|--|
| Flow | remains stable for a minimum of 5 l/h (1.32 gal/hr), in the Flowfit CCA151 flow assembly remains stable for a minimum of 30 l/h (8 gal/hr), in the Flowfit CCA250 flow assembly |
|-------------|--|

| | |
|---------------------|---|
| Minimum flow | remains stable for a minimum of 15 cm/s (0.5 ft/s), e.g. with Flexdip CYA112 immersion assembly |
|---------------------|---|

Mechanical construction

Dimensions



9 Dimensions in mm (in)

A0034238

| | | |
|---------------|---|------------------------|
| Weight | Sensor with membrane cap and electrolyte (without protection cap and without adapter) | Approx. 95 g (3.35 oz) |
|---------------|---|------------------------|

| | | |
|----------------------------|--|--|
| Materials | Sensor shaft | PVC |
| | Membrane | PVDF |
| | Membrane cap | PVDF |
| | Protection cap | <ul style="list-style-type: none">▪ Vessel: PC Makrolon (polycarbonate)▪ Seal: Kraiburg TPE TM5MED▪ Cover: PC Makrolon (polycarbonate) |
| | Sealing ring | FKM |
| Cable specification | max. 100 m (330 ft), incl. Cable extension | |

Certificates and approvals

| | |
|----------------|---|
| CE mark | Declaration of Conformity <p>The product meets the requirements of the harmonized European standards. As such, it complies with the legal specifications of the EU directives. The manufacturer confirms successful testing of the product by affixing to it the CE mark.</p> |
|----------------|---|

| | |
|----------------------------------|--|
| Ex approvals²⁾ | cCSAus NI Cl. I, Div. 2 <p>This product complies with the requirements defined in:</p> <ul style="list-style-type: none">▪ UL 61010-1▪ ANSI/ISA 12.12.01▪ FM 3600▪ FM 3611▪ CSA C22.2 NO. 61010-1-12▪ CSA C22.2 NO. 213-16▪ Control drawing: 401204 |
|----------------------------------|--|

По вопросам продаж и поддержки обращайтесь:

Алматы (7273)495-231
Ангарск (3955)60-70-56
Архангельск (8182)63-90-72
Астрахань (8512)99-46-04
Барнаул (3852)73-04-60
Белгород (4722)40-23-64
Благовещенск (4162)22-76-07
Брянск (4832)59-03-52
Владивосток (423)249-28-31
Владикавказ (8672)28-90-48
Владимир (4922)49-43-18
Волгоград (844)278-03-48
Вологда (8172)26-41-59
Воронеж (473)204-51-73
Екатеринбург (343)384-55-89

Иваново (4932)77-34-06
Ижевск (3412)26-03-58
Иркутск (395)279-98-46
Казань (843)206-01-48
Калининград (4012)72-03-81
Калуга (4842)92-23-67
Кемерово (3842)65-04-62
Киров (8332)68-02-04
Коломна (4966)23-41-49
Кострома (4942)77-07-48
Краснодар (861)203-40-90
Красноярск (391)204-63-61
Курск (4712)77-13-04
Курган (3522)50-90-47
Липецк (4742)52-20-81

Магнитогорск (3519)55-03-13
Москва (495)268-04-70
Мурманск (8152)59-64-93
Набережные Челны (8552)20-53-41
Нижний Новгород (831)429-08-12
Новокузнецк (3843)20-46-81
Ноябрьск (3496)41-32-12
Новосибирск (383)227-86-73
Омск (3812)21-46-40
Орел (4862)44-53-42
Оренбург (3532)37-68-04
Пенза (8412)22-31-16
Петрозаводск (8142)55-98-37
Псков (8112)59-10-37
Пермь (342)205-81-47

Ростов-на-Дону (863)308-18-15
Рязань (4912)46-61-64
Самара (846)206-03-16
Санкт-Петербург (812)309-46-40
Саратов (845)249-38-78
Севастополь (8692)22-31-93
Саранск (8342)22-96-24
Симферополь (3652)67-13-56
Смоленск (4812)29-41-54
Сочи (862)225-72-31
Ставрополь (8652)20-65-13
Сургут (3462)77-98-35
Сыктывкар (8212)25-95-17
Тамбов (4752)50-40-97
Тверь (4822)63-31-35

Тольятти (8482)63-91-07
Томск (3822)98-41-53
Тула (4872)33-79-87
Тюмень (3452)66-21-18
Ульяновск (8422)24-23-59
Улан-Удэ (3012)59-97-51
Уфа (347)229-48-12
Хабаровск (4212)92-98-04
Чебоксары (8352)28-53-07
Челябинск (351)202-03-61
Череповец (8202)49-02-64
Чита (3022)38-34-83
Якутск (4112)23-90-97
Ярославль (4852)69-52-93

Россия +7(495)268-04-70

Казахстан +7(7172)727-132

Киргизия +996(312)96-26-47

эл.почта: ehr@nt-rt.ru || сайт: <https://endcounters.nt-rt.ru/>