

Датчики хлора, кислорода Memosens CCS55D

Техническая информация

По вопросам продаж и поддержки обращайтесь:

Алматы (7273)495-231
Ангарск (3955)60-70-56
Архангельск (8182)63-90-72
Астрахань (8512)99-46-04
Барнаул (3852)73-04-60
Белгород (4722)40-23-64
Благовещенск (4162)22-76-07
Брянск (4832)59-03-52
Владивосток (423)249-28-31
Владикавказ (8672)28-90-48
Владимир (4922)49-43-18
Волгоград (844)278-03-48
Вологда (8172)26-41-59
Воронеж (473)204-51-73
Екатеринбург (343)384-55-89

Иваново (4932)77-34-06
Ижевск (3412)26-03-58
Иркутск (395)279-98-46
Казань (843)206-01-48
Калининград (4012)72-03-81
Калуга (4842)92-23-67
Кемерово (3842)65-04-62
Киров (8332)68-02-04
Коломна (4966)23-41-49
Кострома (4942)77-07-48
Краснодар (861)203-40-90
Красноярск (391)204-63-61
Курск (4712)77-13-04
Курган (3522)50-90-47
Липецк (4742)52-20-81

Магнитогорск (3519)55-03-13
Москва (495)268-04-70
Мурманск (8152)59-64-93
Набережные Челны (8552)20-53-41
Нижний Новгород (831)429-08-12
Новокузнецк (3843)20-46-81
Ноябрьск (3496)41-32-12
Новосибирск (383)227-86-73
Омск (3812)21-46-40
Орел (4862)44-53-42
Оренбург (3532)37-68-04
Пенза (8412)22-31-16
Петрозаводск (8142)55-98-37
Псков (8112)59-10-37
Пермь (342)205-81-47

Ростов-на-Дону (863)308-18-15
Рязань (4912)46-61-64
Самара (846)206-03-16
Санкт-Петербург (812)309-46-40
Саратов (845)249-38-78
Севастополь (8692)22-31-93
Саранск (8342)22-96-24
Симферополь (3652)67-13-56
Смоленск (4812)29-41-54
Сочи (862)225-72-31
Ставрополь (8652)20-65-13
Сургут (3462)77-98-35
Сыктывкар (8212)25-95-17
Тамбов (4752)50-40-97
Тверь (4822)63-31-35

Тольятти (8482)63-91-07
Томск (3822)98-41-53
Тула (4872)33-79-87
Тюмень (3452)66-21-18
Ульяновск (8422)24-23-59
Улан-Удэ (3012)59-97-51
Уфа (347)229-48-12
Хабаровск (4212)92-98-04
Чебоксары (8352)28-53-07
Челябинск (351)202-03-61
Череповец (8202)49-02-64
Чита (3022)38-34-83
Якутск (4112)23-90-97
Ярославль (4852)69-52-93

Россия +7(495)268-04-70

Казахстан +7(7172)727-132

Киргизия +996(312)96-26-47

эл.почта: ehr@nt-rt.ru || сайт: <https://endcounters.nt-rt.ru/>

Technical Information

Memosens CCS55D

Digital sensor with Memosens technology for determining free bromine

Memosens CCS55D offers high-precision measurement with long-term stability to guarantee optimum process monitoring



Application

Memosens CCS55D is a sensor for free bromine for skid manufacturers and end customers: It measures reliably in:

- seawater – to guarantee sufficient disinfection
- utilities – to detect the absence or presence of free bromine
- swimming pools – for the efficient dosing of disinfectant

Your benefits

- The right choice of sensor for every application: from trace measurements to concentrations of 200 mg/l free bromine.
- Fast response time ($t_{90} < 20$ s) ensures accurate process monitoring and enables a prompt response to process changes, as well as efficient process control.
- Increased process safety: precise measurement with long-term stability ensures consistent process monitoring and enables customized disinfectant dosing to suit the application.
- The low-maintenance amperometric sensor reduces the measuring point's operating costs, particularly compared with colorimetric measuring systems.
- Higher system availability thanks to rapid sensor replacement: calibrate your sensor in the lab and integrate it into the process using plug & play.
- Can be easily combined with other relevant liquid analysis parameters, such as pH and ORP, by connecting to the Liquiline multi-parameter transmitter.

Other advantages provided by Memosens technology

- Maximum process safety
- Data security thanks to digital data transmission
- Very easy to use as sensor data are saved in the sensor
- Predictive maintenance can be performed by recording sensor load data in the sensor

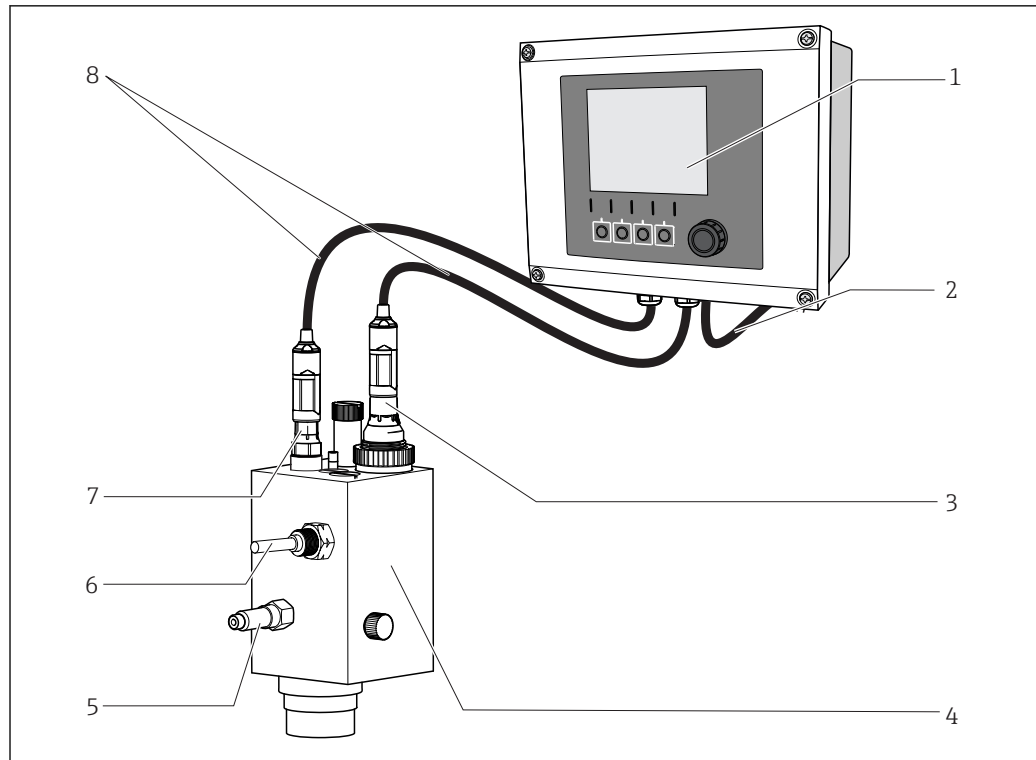
Table of contents

Function and system design	3	Product Configurator	13
Measuring principle	3	Scope of delivery	13
Mode of operation	3		
Cross-sensitivities	3	Accessories	14
Measuring system	3	Maintenance kit CCV05	14
Dependability	4	Device-specific accessories	14
Input	5		
Measured values	5		
Measuring ranges	5		
Signal current	5		
Power supply	5		
Electrical connection	5		
Performance characteristics	6		
Reference operating conditions	6		
Response time	6		
Measured value resolution of sensor	6		
Maximum measured error	6		
Repeatability	6		
Nominal slope	6		
Long-term drift	6		
Polarization time	6		
Operating time of the electrolyte	6		
Bromine intrinsic consumption	6		
Installation	7		
Orientation	7		
Immersion depth	7		
Installation instructions	7		
Environment	11		
Ambient temperature range	11		
Storage temperature	11		
Degree of protection	11		
Process	11		
Process temperature	11		
Process pressure	11		
pH range	12		
Flow	12		
Minimum flow	12		
Mechanical construction	12		
Dimensions	12		
Weight	12		
Materials	12		
Cable specification	12		
Certificates and approvals	13		
CE mark	13		
Ex approvals	13		
Ordering information	13		
Product page	13		

Function and system design

Measuring principle	<p>Free bromine is determined via hypobromous acid (HOBr) according to the amperometric measuring principle.</p> <p>The hypobromous acid (HOBr) contained in the medium diffuses through the sensor membrane and is reduced to bromide ions (Br⁻) at the gold working electrode. At the silver counter electrode, silver is oxidized to silver bromide. Electron donation at the gold working electrode and electron acceptance at the silver counter electrode causes a current to flow which is proportional to the concentration of free bromine in the medium at constant conditions.</p> <p>The concentration of hypobromous acid (HOBr) depends on the pH value. An additional pH measurement should be used to compensate for this dependency.</p> <p>The transmitter uses the current signal in nA to calculate the measured variable for concentration in mg/l (ppm).</p> <p>The sensor can also measure organic bromination agents. A new calibration during commissioning is recommended for this.</p>
Mode of operation	<p>The sensor consists of:</p> <ul style="list-style-type: none"> ■ Membrane cap (measuring chamber with membrane) ■ Sensor shaft with counter-electrode with large surface area and a working electrode embedded in plastic <p>The electrodes are in an electrolyte which is separated from the medium by a membrane. The membrane prevents the electrolyte from leaking and protects against contaminant penetration.</p> <p>The measuring system is calibrated by means of a colorimetric comparison measurement in accordance with the DPD method for free bromine. The calibration value determined is entered in the transmitter.</p>
Cross-sensitivities ¹⁾	<p>There are cross-sensitivities for: total bromine, free available chlorine, total chlorine, chlorine dioxide, ozone, hydrogen peroxide and peracetic acid.</p>
Measuring system	<p>A complete measuring system comprises:</p> <ul style="list-style-type: none"> ■ Disinfection sensor CCS55D (membrane-covered, Ø25 mm) with corresponding installation adapter ■ Flowfit CCA250 flow assembly ■ Measuring cable CYK10, CYK20 ■ Transmitter, e. g. Liquiline CM44x with firmware version 01.06.08 or higher or CM44xR with firmware version 01.06.08 or higher ■ Optional: pH sensor CPS31D ■ Optional: extension cable CYK11 ■ Optional: proximity switch ■ Optional: Flowfit CCA151 flow assembly (if the pH value is provided in another way) ■ Optional: Flexdip CYA112 immersion assembly (if the pH value is provided in another way)

1) The listed substances have been tested individually and with different concentrations. A reaction to mixtures was not investigated.



A0007341

1 Example of a measuring system

- 1 Liquiline CM44x transmitter
- 2 Power cable for transmitter
- 3 Disinfection sensor CCS55D (membrane-covered, $\varnothing 25$ mm)
- 4 Flowfit CCA250 flow assembly
- 5 Inlet to Flowfit CCA250 flow assembly
- 6 Proximity switch (optional)
- 7 CPS31D pH sensor
- 8 Measuring cable CYK10

Dependability

Reliability

Memosens

Memosens makes your measuring point safer and more reliable:

- Non-contact, digital signal transmission enables optimum galvanic isolation
- Dust- and waterproof (IP 68)
- Sensor can be calibrated in a lab, thus increasing the availability of the measuring point in the process
- Predictive maintenance thanks to recording of sensor data, e.g.:
 - Total hours of operation
 - Hours of operation with very high or very low measured values
 - Hours of operation at high temperatures
 - Calibration history

Maintainability

Easy handling

Sensors with Memosens technology have integrated electronics that store calibration data and other information (e.g. total hours of operation or operating hours under extreme measuring conditions). Once the sensor has been connected, the sensor data are transferred automatically to the transmitter

- and used to calculate the current measured value. As the calibration data are stored in the sensor, the sensor can be calibrated and adjusted independently of the measuring point. The result:
- Easy calibration in the measuring lab under optimum external conditions increases the quality of the calibration.
 - Pre-calibrated sensors can be replaced quickly and easily, resulting in a dramatic increase in the availability of the measuring point.
 - Thanks to the availability of the sensor data, maintenance intervals can be accurately defined and predictive maintenance is possible.
 - The sensor history can be documented on external data carriers and in evaluation programs.
 - Thus, the current application of the sensors can be made to depend on their previous history.

Safety

Data security thanks to digital data transmission

Memosens technology digitizes the measured values in the sensor and transmits the data to the transmitter via a non-contact connection that is free from potential interference. The result:

- Automatic error message if sensor fails or connection between sensor and transmitter is interrupted
- Immediate error detection increases measuring point availability

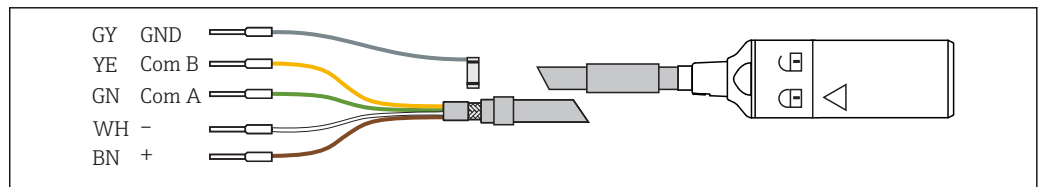
Input

Measured values	Free bromine (HOBr)	Hypobromous acid (HOBr) [mg/l, µg/l, ppm, ppb]
	Temperature	[°C, °F]
Measuring ranges	CCS55D-**31AD	0 to 5 mg/l (ppm) HOBr
	CCS55D-**31BF	0 to 20 mg/l (ppm) HOBr
	CCS55D-**31CJ	0 to 200 mg/l (ppm) HOBr
Signal current	CCS55D-**31AD	56 to 104 nA per 1 mg/l (ppm) HOBr
	CCS55D-**31BF	14 to 26 nA per 1 mg/l (ppm) HOBr
	CCS55D-**31CJ	14 to 26 nA per 1 mg/l (ppm) HOBr

Power supply

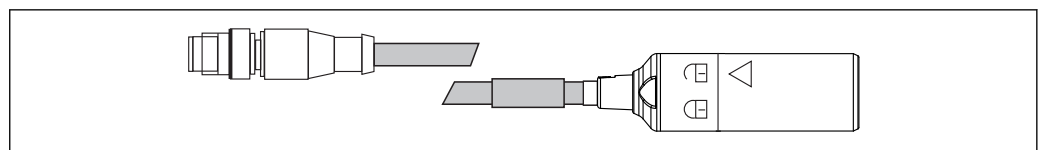
Electrical connection

The electrical connection to the transmitter is established using measuring cable CYK10.



2 Measuring cable CYK10

- ▶ To extend the cable, use measuring cable CYK11. The maximum cable length is 100 m (328 ft).



Electrical connection, M12 plug

Performance characteristics

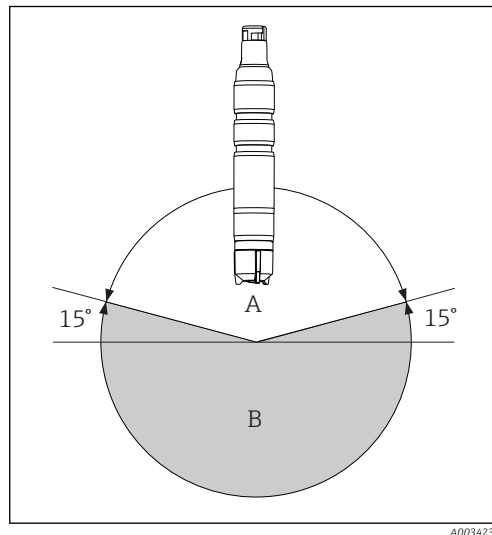
Reference operating conditions	Temperature	20 °C (68 °F)	
	pH value	pH 6.5 ±0.2	
	Flow	40 to 60 cm/s	
	HOBBr-free base medium	Mains water	
Response time	T ₉₀ < 20 s (after completing polarization)		
	The T ₉₀ time can be longer under certain conditions. If the sensor is operated or stored in a bromine-free medium for a longer period, the sensor response starts immediately if bromine is present but only reaches the exact concentration value after a delay.		
Measured value resolution of sensor	At most, the smallest possible measured value resolution under reference conditions is 0.05% of the measured value above the determination limit (LOQ). For example, with 1 mg/l free bromine, this corresponds to a measured value resolution of 0.0005 mg/l.		
Maximum measured error	±2 % or ±5 µg/l (ppb) of value measured (depending on which value is higher)		
		LOD (limit of detection) ¹⁾	LOQ (limit of quantification) ¹⁾
	CCS55D-**31AD	0.0008 mg/l (ppm)	0.0025 mg/l (ppm)
	CCS55D-**31BF	0.0026 mg/l (ppm)	0.0085 mg/l (ppm)
	CCS55D-**31CJ	0.0061 mg/l (ppm)	0.0203 mg/l (ppm)
	1) Based on ISO 15839. The measured error includes all the uncertainties of the sensor and transmitter (electrode system). It does not contain all the uncertainties caused by the reference material and adjustments that may have been performed.		
Repeatability	CCS55D-**31AD	0.0017 mg/l (ppm)	
	CCS55D-**31BF	0.0087 mg/l (ppm)	
	CCS55D-**31CJ	0.0476 mg/l (ppm)	
Nominal slope	CCS55D-**31AD	80 nA per 1 mg/l (ppm) HOBr	
	CCS55D-**31BF	20 nA per 1 mg/l (ppm) HOBr	
	CCS55D-**31CJ	20 nA per 1 mg/l (ppm) HOBr	
Long-term drift	< 1 % per month (mean value, determined while operating at varying concentrations and under reference conditions)		
Polarization time	Initial commissioning	60 min	
	Recommissioning	30 min	
Operating time of the electrolyte	The operating life of the electrolyte depends greatly on the application and the medium. It becomes shorter with increasing concentrations of free bromine and increasing temperature.		
	at 10 % of measuring range and 20 °C	2 years	
	at 50 % of measuring range and 20 °C	1 year	
	at maximum concentration and 55 °C	60 days	
Bromine intrinsic consumption	The intrinsic consumption of bromine at the sensor is negligible.		

Installation

Orientation

Do not install upside-down!

- ▶ Install the sensor in an assembly, support or appropriate process connection at an angle of at least 15 ° to the horizontal.
- ▶ Other angles of inclination are not permitted.
- ▶ Follow the instructions for installing the sensor in the Operating Instructions of the assembly used.



A Permitted orientation
B Incorrect orientation

Immersion depth

50 mm (1.97 in)

Installation instructions

Installation in Flowfit CCA151 flow assembly

The disinfection sensor (membrane-covered, Ø25 mm) is designed for installation in the Flowfit CCA151 flow assembly.

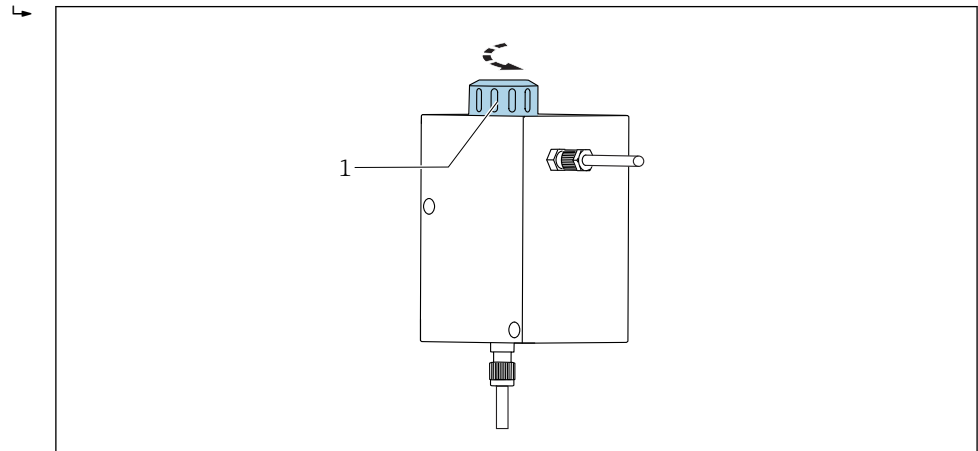
The disinfection sensor (membrane-covered, Ø25 mm) is designed for installation in the Flowfit CCA151 flow assembly if the pH value for compensation is provided in another way.

Please note the following during installation:

- ▶ The volume flow must be at least 5 l/h (1.3 gal/h).
- ▶ If the medium is fed back into an overflow basin, pipe or similar, the resulting counterpressure on the sensor may not exceed 1 bar (14.5 psi) (2 bar abs. (29 psi abs.)) and must remain constant.
- ▶ Avoid negative pressure at the sensor, e.g. due to medium being returned to the suction side of a pump.
- ▶ To avoid buildup, heavily contaminated water should also be filtered.

Preparing the assembly

1. The assembly is supplied to the customer with a union nut screwed onto the assembly: unscrew union nut from assembly.



A0034262

4 Flowfit CCA151 flow assembly

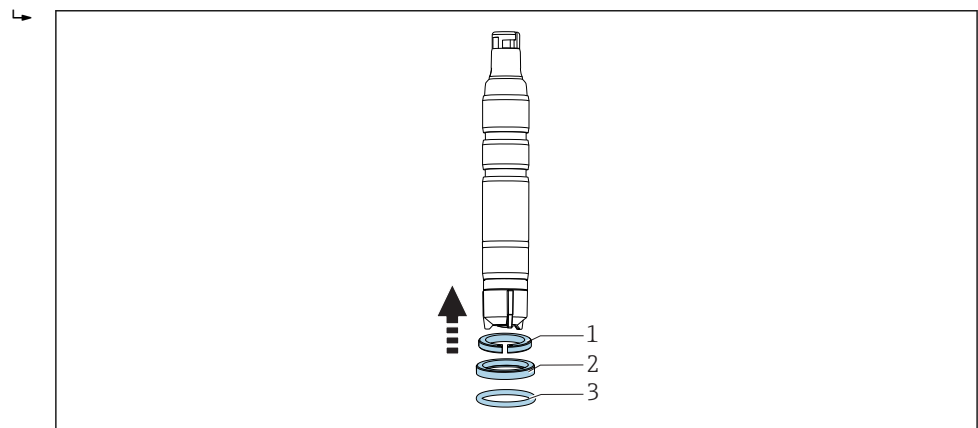
1 Union nut

2. The assembly is supplied to the customer with a dummy plug inserted in the assembly: remove dummy plug from assembly.

Equipping sensor with adapter

The required adapter (clamping ring, thrust collar and O-ring) can be ordered as a mounted sensor accessory or as a separate accessory → 14.

1. First slide the clamping ring, then the thrust collar, and then the O-ring from the membrane cap towards the sensor head and into the lower groove.



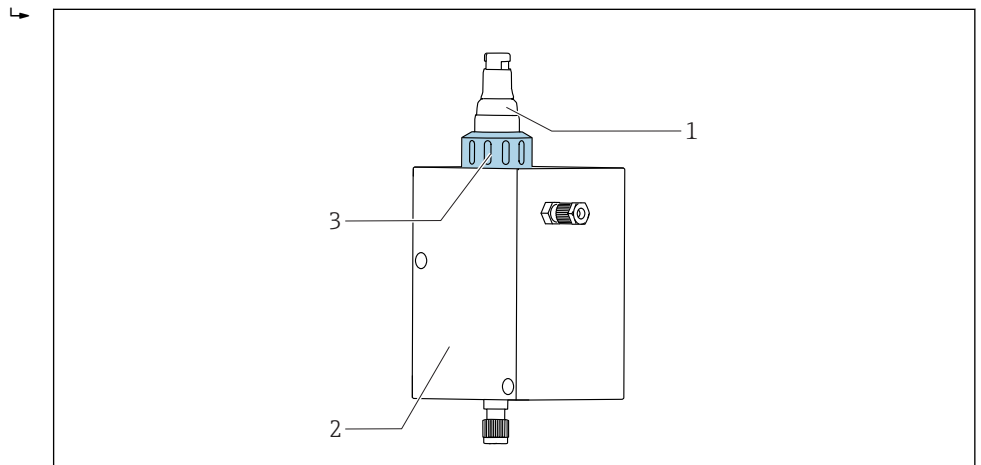
A0034247

5 Slide clamping ring (1), thrust collar (2) and O-ring (3) upwards from the membrane cap to the sensor shaft and into the lower groove.

Installing sensor in assembly

2. Slide sensor with adapter for Flowfit CCA151 into the opening in the assembly.

3. Screw union nut onto assembly on block.



6 Flowfit CCA151 flow assembly

- 1 Disinfection sensor
- 2 Flowfit CCA151 flow assembly
- 3 Union nut for securing a disinfection sensor

Installation in Flowfit CCA250 flow assembly

The sensor can be installed in the Flowfit CCA250 flow assembly. In addition to allowing the installation of a sensor for free bromine, this also allows the simultaneous operation of a pH and an ORP sensor for example. A needle valve controls the volume flow in the range of 30 to 120 l/h (7.9 to 31.7 gal/h).

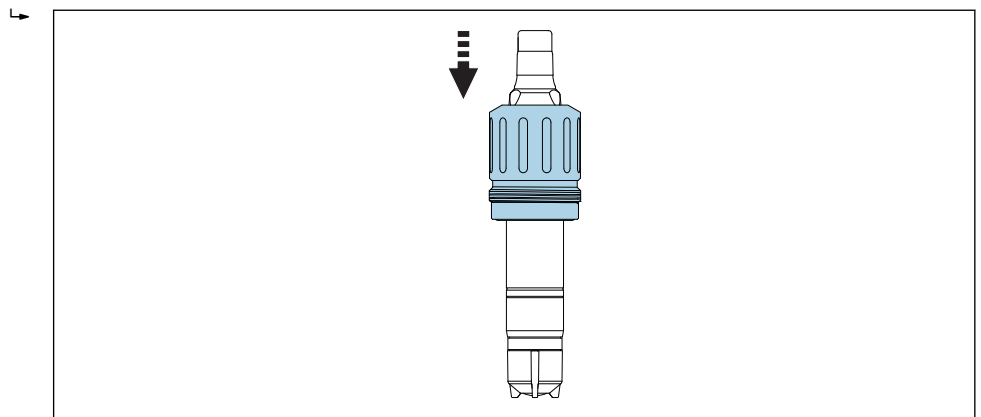
Please note the following during installation:

- ▶ The volume flow must be at least 30 to 120 l/h (7.9 to 31.7 gal/h). If the flow drops below this value or stops completely, this can be detected by an inductive proximity switch and used to trigger an alarm with locking of the dosage pumps.
- ▶ If the medium is fed back into an overflow basin, pipe or similar, the resulting counterpressure on the sensor may not exceed 1 bar (14.5 psi) (2 bar abs. (29 psi abs.)) and must remain constant.
- ▶ Negative pressure at the sensor, e.g. due to medium being returned to the suction side of a pump, must be avoided.

Equipping sensor with adapter

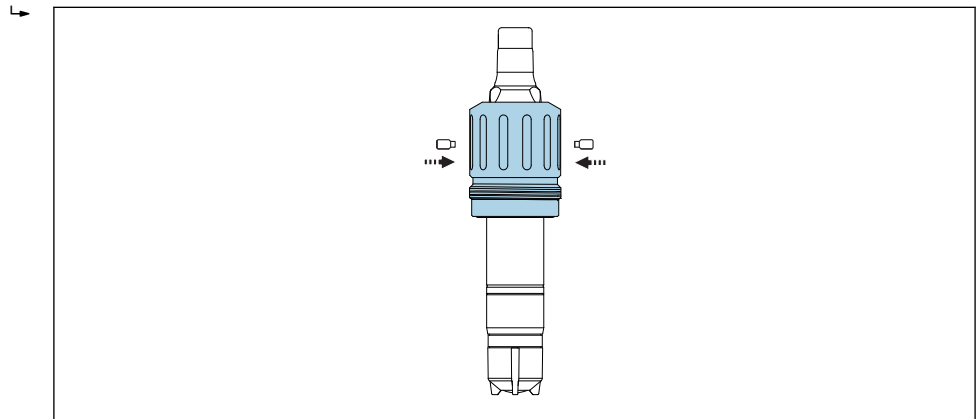
The required adapter can be ordered as a mounted sensor accessory or as a separate accessory. → 14

1. Slide adapter for Flowfit CCA250 from the sensor head up to the stop on the sensor.



7 Slide on adapter for Flowfit CCA250.

2. Fix the adapter with the 2 stud screws supplied and an Allen screw (2 mm).



A0041320

3. Screw the sensor into the assembly.

For detailed information on "Installing sensor in Flowfit CCA250 assembly", see Operating Instructions for assembly

Installation in other flow assemblies

When using other flow assemblies, please ensure the following:

- ▶ A flow velocity of at least 16 cm/s (0.52 ft/s) must always be ensured at the membrane.
- ▶ The flow direction is upwards. Transported air bubbles must be removed so that they do not collect in front of the membrane.
- ▶ The flow must be directed to the membrane.

Pay attention to the additional installation instructions in the Operating Instructions for the assembly.

Installation in Flexdip CYA112 immersion assembly

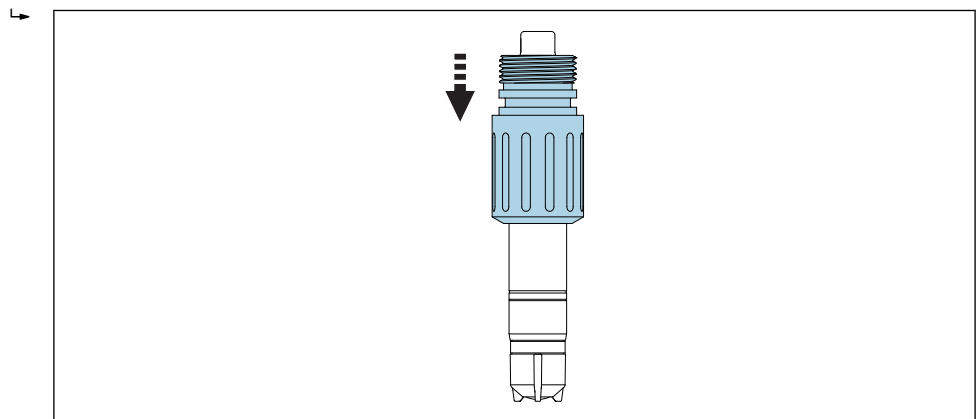
Alternatively, the sensor can be installed in an immersion assembly with a G1 threaded connection.

Ensure sufficient flow towards the sensor when using the immersion assembly .

Equipping sensor with adapter

The required adapter can be ordered as a mounted sensor accessory or as a separate accessory. → [14](#)

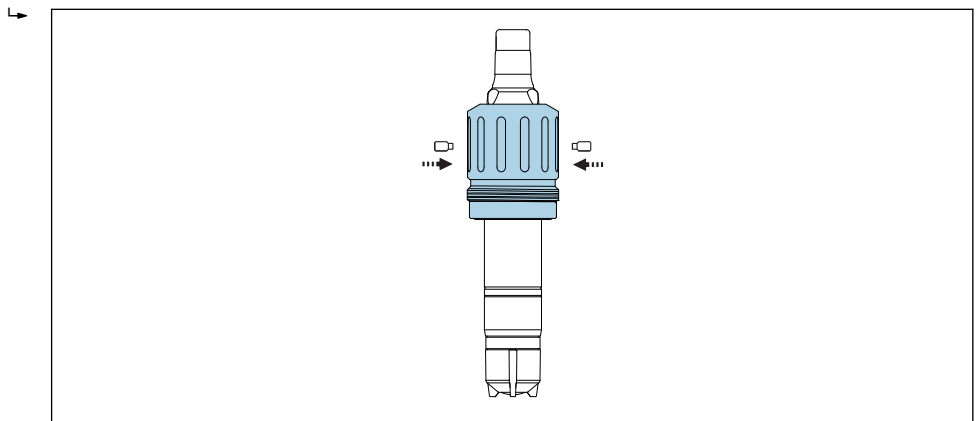
1. Slide adapter for Flexdip CYA112 from the sensor head up to the stop on the sensor.



A0034246

8 Slide on adapter for Flexdip CYA112.

- Fix the adapter with the 2 stud screws supplied and an Allen screw (2 mm).



A0041320

- Screw the sensor into the assembly. The use of a quick release fastener is recommended.

For detailed information on "Installing sensor in Flexdip CYA112 assembly", see Operating Instructions for assembly

Environment

Ambient temperature range -20 to 60 °C (-4 to 140 °F)

Storage temperature	Long-term storage up to 2 years (maximum)		Storage up to 48 h (maximum)
	With electrolyte	0 to 35 °C (32 to 95 °F) (non-freezing)	
Without electrolyte	-20 to 60 °C (-4 to 140 °F)		

Degree of protection IP68 (1.8 m (5.91 ft) water column over 7 days at 20 °C (68 °F))

Process

Process temperature 0 to 55 °C (32 to 130 °F), non-freezing

Process pressure The inlet pressure depends on the specific fitting and installation.
 The measurement can take place with a free outlet.
 The medium pressure directly upstream from the sensor membrane may not exceed 1 bar (14.5 psi) (2 bar abs. (29 psi abs.)).

- In terms of sensor condition and performance, it is essential that the flow velocity limits specified in the following table be observed.

	Flow velocity [cm/s]	Volume flow [l/h]		
		Flowfit CCA250	Flowfit CCA151	Flexdip CYA112
Minimum	16	30	5	The sensor is suspended freely in the medium; pay attention to the minimum flow velocity of 16 cm/s during installation.
Maximum	80	120	20	

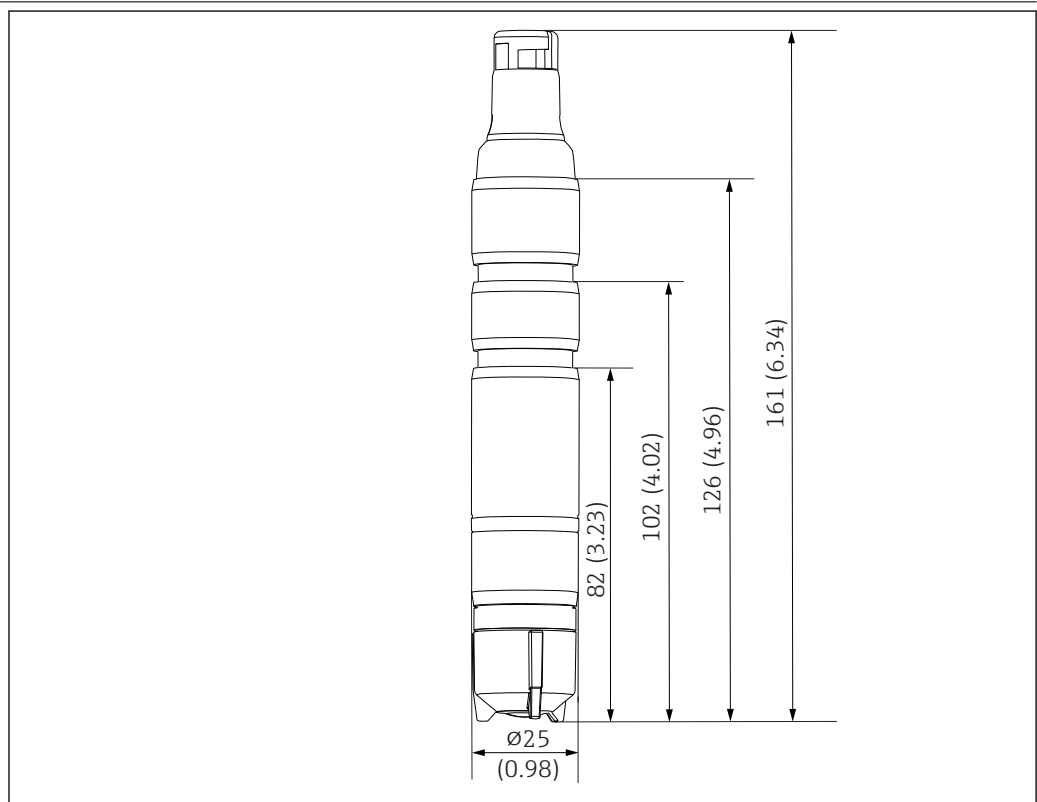
pH range	Range of effectiveness of free bromine	pH 5 to 10 ¹⁾
	Calibration	pH 5 to 9
	Measurement	pH 5 to 10
	1)	Up to pH 5 and in the presence of chloride ions (Cl ⁻) free chlorine and free bromine is produced and included in the measurement

Flow	At least 5 l/h (1.3 gal/h), in the Flowfit CCA151 flow assembly At least 30 l/h (7.9 gal/h), in the Flowfit CCA250 flow assembly
-------------	---

Minimum flow	At least 16 cm/s (0.5 ft/s), e.g. with Flexdip CYA112 immersion assembly
---------------------	--

Mechanical construction

Dimensions



9 Dimensions in mm (in)

Weight	Sensor with membrane cap and electrolyte (without protection cap and without adapter) Approx. 95 g (3.35 oz)
---------------	---

Materials	Sensor shaft	PVC
	Membrane	PET
	Membrane cap	PVDF
	Protection cap	<ul style="list-style-type: none"> ■ Vessel: PC Makrolon (polycarbonate) ■ Seal: Kraiburg TPE TM5MED ■ Cover: PC Makrolon (polycarbonate)
	Sealing ring	FKM
	Sensor shaft coupling	PPS

Cable specification	max. 100 m (330 ft), incl. Cable extension
----------------------------	--

Certificates and approvals

CE mark

Declaration of conformity

The product meets the requirements of the harmonized European standards. As such, it complies with the legal specifications of the EU directives. The manufacturer confirms successful testing of the product by affixing to it the **CE** mark.

Ex approvals ²⁾

cCSAus NI Cl. I, Div. 2

This product complies with the requirements defined in:

- UL 61010-1
- ANSI/ISA 12.12.01
- FM 3600
- FM 3611
- CSA C22.2 NO. 61010-1-12
- CSA C22.2 NO. 213-16
- Control drawing: 401204

По вопросам продаж и поддержки обращайтесь:

Алматы (7273)495-231
Ангарск (3955)60-70-56
Архангельск (8182)63-90-72
Астрахань (8512)99-46-04
Барнаул (3852)73-04-60
Белгород (4722)40-23-64
Благовещенск (4162)22-76-07
Брянск (4832)59-03-52
Владивосток (423)249-28-31
Владикавказ (8672)28-90-48
Владимир (4922)49-43-18
Волгоград (844)278-03-48
Вологда (8172)26-41-59
Воронеж (473)204-51-73
Екатеринбург (343)384-55-89

Иваново (4932)77-34-06
Ижевск (3412)26-03-58
Иркутск (395)279-98-46
Казань (843)206-01-48
Калининград (4012)72-03-81
Калуга (4842)92-23-67
Кемерово (3842)65-04-62
Киров (8332)68-02-04
Коломна (4966)23-41-49
Кострома (4942)77-07-48
Краснодар (861)203-40-90
Красноярск (391)204-63-61
Курск (4712)77-13-04
Курган (3522)50-90-47
Липецк (4742)52-20-81

Магнитогорск (3519)55-03-13
Москва (495)268-04-70
Мурманск (8152)59-64-93
Набережные Челны (8552)20-53-41
Нижний Новгород (831)429-08-12
Новокузнецк (3843)20-46-81
Ноябрьск (3496)41-32-12
Новосибирск (383)227-86-73
Омск (3812)21-46-40
Орел (4862)44-53-42
Оренбург (3532)37-68-04
Пенза (8412)22-31-16
Петрозаводск (8142)55-98-37
Псков (8112)59-10-37
Пермь (342)205-81-47

Ростов-на-Дону (863)308-18-15
Рязань (4912)46-61-64
Самара (846)206-03-16
Санкт-Петербург (812)309-46-40
Саратов (845)249-38-78
Севастополь (8692)22-31-93
Саранск (8342)22-96-24
Симферополь (3652)67-13-56
Смоленск (4812)29-41-54
Сочи (862)225-72-31
Ставрополь (8652)20-65-13
Сургут (3462)77-98-35
Сыктывкар (8212)25-95-17
Тамбов (4752)50-40-97
Тверь (4822)63-31-35

Тольятти (8482)63-91-07
Томск (3822)98-41-53
Тула (4872)33-79-87
Тюмень (3452)66-21-18
Ульяновск (8422)24-23-59
Улан-Удэ (3012)59-97-51
Уфа (347)229-48-12
Хабаровск (4212)92-98-04
Чебоксары (8352)28-53-07
Челябинск (351)202-03-61
Череповец (8202)49-02-64
Чита (3022)38-34-83
Якутск (4112)23-90-97
Ярославль (4852)69-52-93

Россия +7(495)268-04-70

Казахстан +7(7172)727-132

Киргизия +996(312)96-26-47

эл.почта: ehr@nt-rt.ru || сайт: <https://endcounters.nt-rt.ru/>