

Датчики уровня Rod probe 11500Z, Rod probe 11500ZM

Техническая информация

По вопросам продаж и поддержки обращайтесь:

Алматы (7273)495-231
Ангарск (3955)60-70-56
Архангельск (8182)63-90-72
Астрахань (8512)99-46-04
Барнаул (3852)73-04-60
Белгород (4722)40-23-64
Благовещенск (4162)22-76-07
Брянск (4832)59-03-52
Владивосток (423)249-28-31
Владикавказ (8672)28-90-48
Владимир (4922)49-43-18
Волгоград (844)278-03-48
Вологда (8172)26-41-59
Воронеж (473)204-51-73
Екатеринбург (343)384-55-89

Иваново (4932)77-34-06
Ижевск (3412)26-03-58
Иркутск (395)279-98-46
Казань (843)206-01-48
Калининград (4012)72-03-81
Калуга (4842)92-23-67
Кемерово (3842)65-04-62
Киров (8332)68-02-04
Коломна (4966)23-41-49
Кострома (4942)77-07-48
Краснодар (861)203-40-90
Красноярск (391)204-63-61
Курск (4712)77-13-04
Курган (3522)50-90-47
Липецк (4742)52-20-81

Магнитогорск (3519)55-03-13
Москва (495)268-04-70
Мурманск (8152)59-64-93
Набережные Челны (8552)20-53-41
Нижний Новгород (831)429-08-12
Новокузнецк (3843)20-46-81
Ноябрьск (3496)41-32-12
Новосибирск (383)227-86-73
Омск (3812)21-46-40
Орел (4862)44-53-42
Оренбург (3532)37-68-04
Пенза (8412)22-31-16
Петрозаводск (8142)55-98-37
Псков (8112)59-10-37
Пермь (342)205-81-47

Ростов-на-Дону (863)308-18-15
Рязань (4912)46-61-64
Самара (846)206-03-16
Санкт-Петербург (812)309-46-40
Саратов (845)249-38-78
Севастополь (8692)22-31-93
Ставрополь (8652)20-65-13
Симферополь (3652)67-13-56
Смоленск (4812)29-41-54
Сочи (862)225-72-31
Ставрополь (8652)20-65-13
Сургут (3462)77-98-35
Сыктывкар (8212)25-95-17
Тамбов (4752)50-40-97
Тверь (4822)63-31-35

Тольятти (8482)63-91-07
Томск (3822)98-41-53
Тула (4872)33-79-87
Тюмень (3452)66-21-18
Ульяновск (8422)24-23-59
Улан-Удэ (3012)59-97-51
Уфа (347)229-48-12
Хабаровск (4212)92-98-04
Чебоксары (8352)28-53-07
Челябинск (351)202-03-61
Череповец (8202)49-02-64
Чита (3022)38-34-83
Якутск (4112)23-90-97
Ярославль (4852)69-52-93

Россия +7(495)268-04-70

Казахстан +7(7172)727-132

Киргизия +996(312)96-26-47

эл.почта: ehr@nt-rt.ru || сайт: <https://endcounters.nt-rt.ru/>

Capacitance Level Measurement Probes 11500 Z, 11500 ZM

**Ceramic, fully insulated rod probes
for high temperatures and pressures**



Versions

Four basic versions, each with its own variations, cover all applications:

- 11500 Z with threaded boss
- 11500 Z with flange
- 11500 ZM with ground tube and threaded boss
- 11500 ZM with ground tube and flange

The versions with ground tubes are especially designed for electrically non-conductive liquids with low dielectric constants.

Application

Continuous level measurement and limit detection in liquids.

The probes are designed for use in tanks with

- very high pressures (up to 500 bar) and
- very high temperatures (up to 400°C).
- For use in steam: depending on the resistance of Al₂O₃ (99.7%)

They are also approved for use in explosion-hazardous area Zone 0.

Measuring System

A complete measuring system consists of the probe, electronic insert and the level transmitter FMC... or level limit switch FTC...

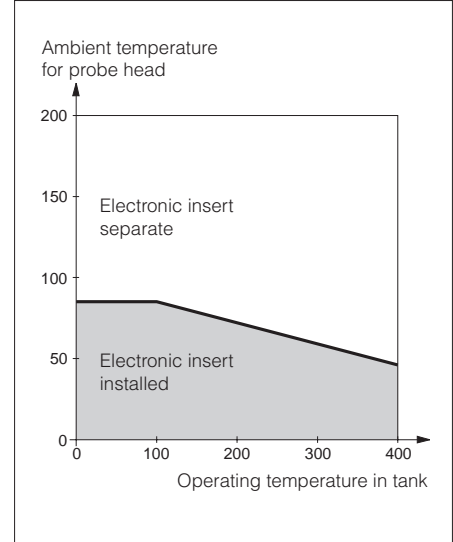
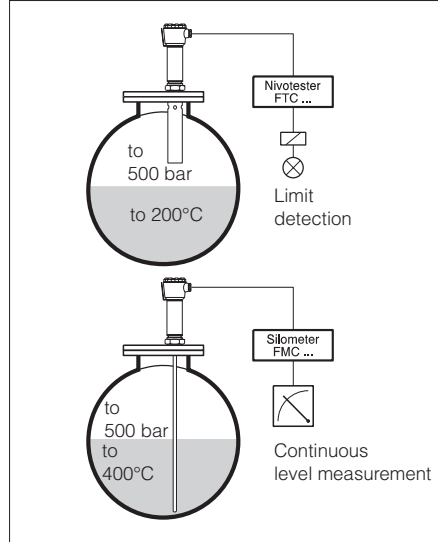
At low ambient temperatures the electronic insert can be mounted in the probe head housing. Separate mounting is required at high temperatures.

Overspill protection

The probe can be used as overspill protection for water polluting liquids.

For approved combination of instruments, see section on "Certificates".

When to install an electronic insert



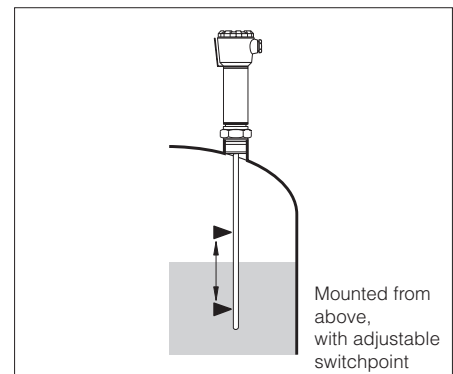
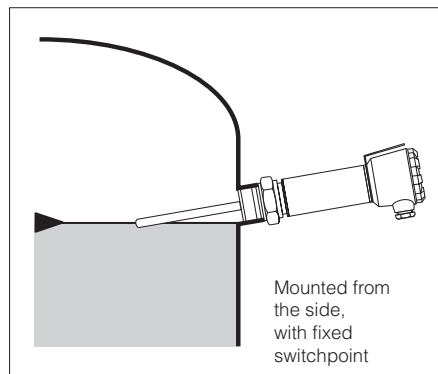
Mounting for Limit Detection

Mounting from the side

- When the probe is mounted from the side, the Nivotester always accurately switches at the limit point specified by where the sensor is installed.
- For recommended probe lengths please refer to Page 7.
- For applications with organic materials, a probe with ground tube is recommended in order to produce large capacitance changes with small dielectric constants.
- If the probe is mounted from the side, then it should be tilted slightly downwards so that the liquid can flow off more easily (and out of the ground tube, if used) and prevent build-up. The ground tube is not suitable for viscous products or those causing build-ups.
- Only short probes (max. 500 mm) may be mounted from the side if no ground tube is used.

Mounting from above

- If the probe is mounted from above, then the switchpoint may be varied by adjusting the setting on the Nivotester.
- Note: A probe with a ground tube is recommended for use with organic materials.
- This kind of probe is also recommended for applications with strong turbulence.
- Please refer to Page 7 for minimum lengths when mounting from above. As the capacitance can be adjusted within a very wide range, it is useful to select a probe which is somewhat longer than required.



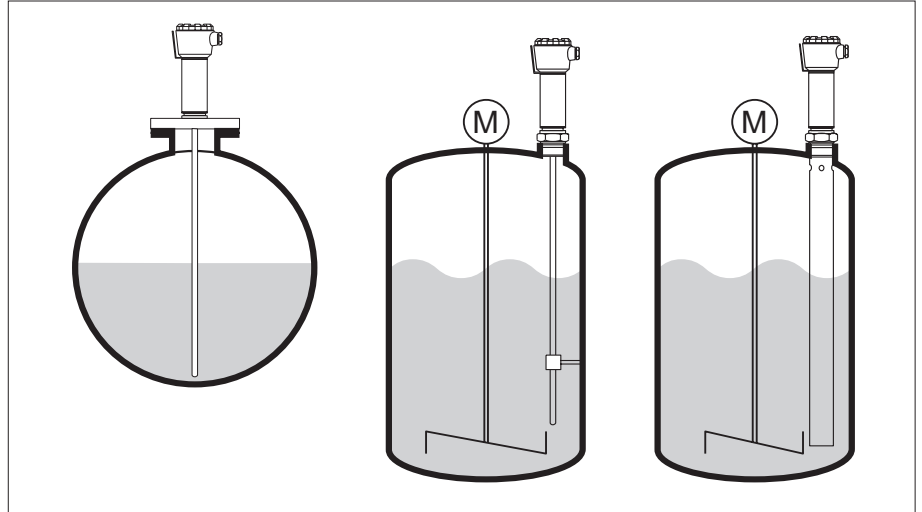
Mounting for Continuous Measurement

- Mount the probe vertically in the tank from above.
- The probe without the ground tube 11500 Z is for use with electrically conductive liquids.
- If turbulence is present, then a side bracket (insulated if possible) is to be used if the probe is longer than approx. 500 mm.
- The 11500 ZM probe with ground tube is more suitable for turbulent liquids which do not cause build-up.
- Use the 11500 ZM probe with ground tube for organic substances and other electrically non-conductive liquids.

Left:
Storage tank without turbulence

Centre:
Process tank with turbulence and build-up. The probe 11500 Z with bracket should be used

Right:
Process tank with turbulence but without build-up. The probe 11500 ZM should be used



Several Measuring Points

For capacitive level limit detection or continuous level measurement, probes without ground tubes should not be too close to each other if mounted in a metal tank or in neighboring plastic tanks.

This is to ensure that no mutual interference can occur. Please contact us if they are mounted at intervals of less than 500 mm.

Transport Unpacking Mounting

Transport

The probe can be transported without the risk of breaking because:

The probe consists of a ceramic tube surrounding a metal unit. The ceramic tube is resistant to many chemicals and withstands extremely high temperatures and pressures. Bending or hitting the probe, however, can result in breaking the ceramic and therefore damaging the insulation.

Unpacking

Compare the code on the nameplate of the probe with the order number on Page 6 to ensure that the correct probe has been delivered.

Remove the packing on-site just before mounting.

A different method of packing is used for each version:

Probe **with ground tube** 11500 ZM The ground tube is an integral part of the measuring system and is not to be unscrewed! The ground tube is filled with a plastic granulate (Noryl, PPO).

- Open the plug at the lower end of the ground tube and allow the granulate to run out. Do not hit the ground tube!
- Remove the adhesive tape from the vents situated at the top of the ground tube.
- Blow or rinse out the ground tube if the probe has to be totally clean before mounting.

Probe **without ground tube** 11500 Z
The probe rod is protected by a metal tube which is filled with a plastic granulate (Noryl, PPO).

- Loosen the screw cap (55 AF) at the bottom of the protective pipe
- Unscrew the cap only at the place of mounting and allow the plastic granulate to run out from the protective pipe.
Do not hit the protective pipe!

Probes **with a threaded boss**

- Hold the slip-on nut with a pipe wrench and begin to turn the probe with a 60 AF open-ended spanner at the hex nut.
- Note that the length of the thread of the boss is approx. 30 mm. Remove the probe from the protective pipe by carefully turning it by hand as you come to the end of the thread.

Probes **with a flange \geq DN50**

At the bottom on the flange is a short threaded pin (approx. 5 mm) onto which the protective pipe is screwed.

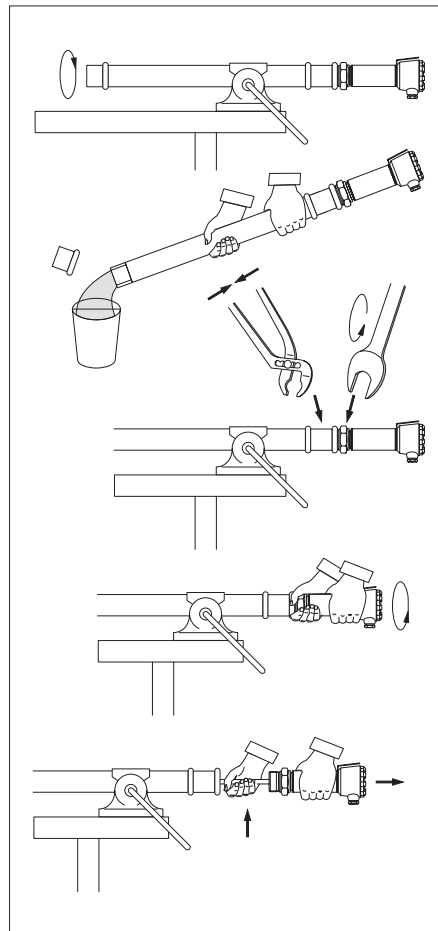
- Carefully unscrew the probe and flange from the protective pipe by hand.

Probes **with a flange $<$ DN50**

A counter flange is welded onto the protective tube.

- Remove the mounting screws from the flange and counter flange and make sure that the two flanges do not move in relation to one another until you have carefully removed the probe from the protective pipe.

Avoid hitting or putting any strain on the ceramic rods when removing the probe from the protective pipe.



Carefully remove the packing!
The diagrams show the probe 11500 Z with threaded boss, but without the ground tube

Mounting

- Ensure that the ceramic rods are in good order (no cracks or chipping) and check the probe length.
- The probe rod must not be shortened otherwise the insulation will be damaged and its resistance to chemical corrosion will be lost.
- Mount the probe immediately after unpacking.
- Please note instructions given in the certificates.
- Use a suitable seal for the application
- Avoid hitting or putting any strain on the probe (especially with the probe 11500 Z) when sliding it through the threaded sleeve or the collar with counterflange or when screwing it tight.

Short-term storage

If the probe has to be stored, then lay it vertically with the probe head downwards and secure to prevent it falling over.

The probe should be repacked if it is to be stored or transported for any long period of time!

Connection

Please refer to the Technical Information about the electronic insert EC... for the electrical connections when installing the electronic insert in the probe head.

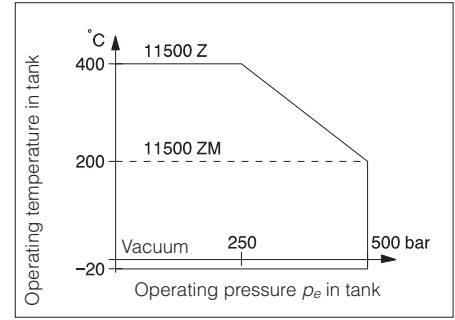
No moisture must enter the probe head housing during storage of the probe, connection of the electronic insert or during operation.

The housing cover and the cable gland must be screwed tight.

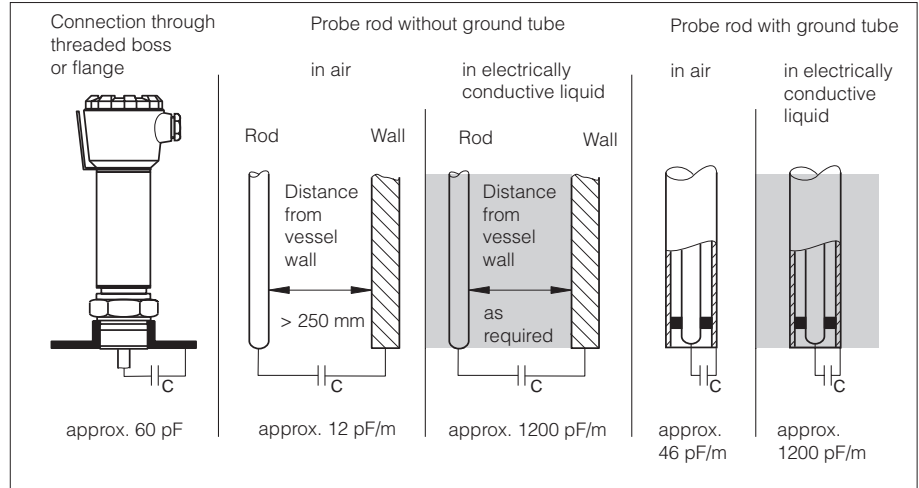
Technical Data

Operating data

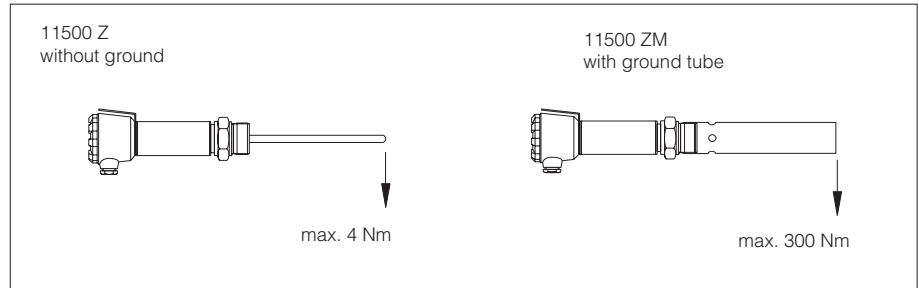
- Relationship between maximum operating pressure and temperature: refer to diagram on the right.
- Resistance to temperature shock: 150°C/min
- For use in steam: depending on the resistance of Al₂O₃ (99.7%)



Capacitance of the probe



Lateral load on the probe at 20°C and static loading



Probe lengths

Minimum: 100 mm
Maximum: 2000 mm

Probe length tolerances:

Probe length	Tolerance
to 1 m	+ 0 mm, - 5 mm
to 2 m	+ 0 mm, -10 mm

Process connections:

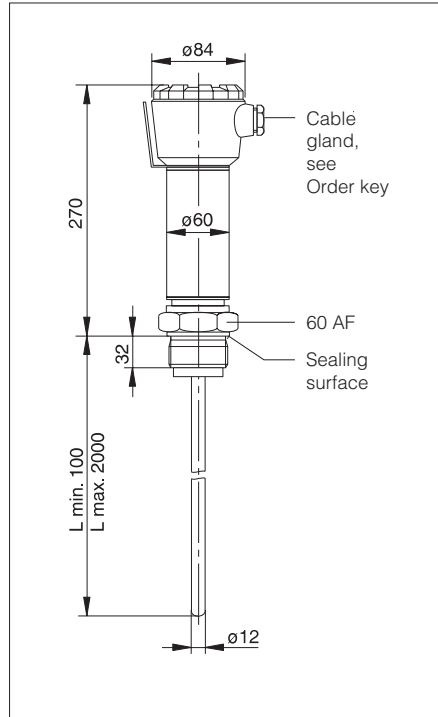
- Thread G 11/2 A DIN/ISO 228
Sealing conf. to DIN 3852 Z, Page 2, Form D, large sealing ring conf. To DIN 7603, Form D (recommended material: soft iron)
- DIN flange: DIN 2501, Page 1
- ANSI flange: ANSI B 16.5
- High pressure flange: on request

Materials:

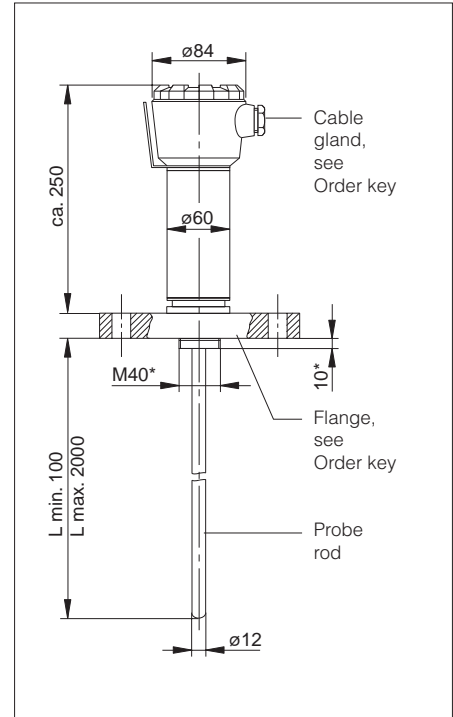
- Full rod insulation: approx. 2 mm ceramic Al₂O₃
- Ground tube: stainless steel 1.4301 or 1.4571 (11500 ZM)
- Spacer: PTFE (11500 ZM), temperature resistant up to 200°C
- Threaded boss G 11/2: 1.4571
- Flange: steel, primed, or stainless steel 1.4571
- Pipe between process connection and housing: stainless steel 1.4571
- Cable glands:
 - Standard PG in nickel-plated brass with NBR sealing for cable diameter 7... 10 mm, Protection: IP55 Ambient temperature up to 100°C
 - Water-tight PG in polyamide with neoprene CR sealing for cable diameter 5... 12 mm. Protection: IP66 Ambient temperature max. 80°C

Subject to modification

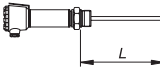
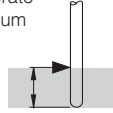
Dimensions and Probe Length



Probe 11500 Z
with threaded boss G 1½

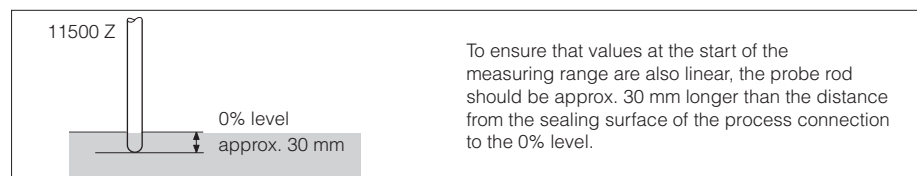


Probe 11500 Z
with flange
* Threaded ledge for flanges ≥ DN45, ANSI 2"

Material characteristics, relative dielectric constant ϵ_r	Limit detection, mounting from the side Recommended total length L	Limit detection, mounting from above
		The lengths given here in this table incorporate the additional minimum lengths from the sealing surface of the flange or threaded boss right up to the limit point required. 
electrically conductive	100 mm	50 mm
$\epsilon_r > 10$ e.g. alcohols	150 mm	100 mm
ϵ_r approx. 4...10	200 mm	200 mm
ϵ_r approx. 3...4		400 mm
ϵ_r approx. 2...4 e.g. oils	400 mm	

Please contact us if the dielectric constant of the material is not known.

Continuous
level measurement



How to Order

Rod probe 11500 Z

Certificate

- A ATEX II 1/2 G, EEx ia IIC T6, WHG
Note safety instruction (XA) for electrostatic charging!
- P ATEX II 1/2 G, EEx ia IIC T6
Note safety instruction (XA) for electrostatic charging!
- R For non-hazardous areas
- Y Special version
- 1 ATEX II 1/2 G, EEx ia IIB T6
- 2 ATEX II 1/2 G, EEx ia IIB T6, WHG
- 3 ATEX II 3 G, EEx nA II T6

For use with (label text)

- C FTC 470/471 Z with EC 17 Z, 2-wire PFM
- F FMC 470 Z with EC 47/37 Z, 2-wire PFM
- G FMC 671 Z with EC 47/37 Z, 2-wire PFM
- H FMC 672 Z with EC 47/37 Z, 2-wire PFM
- K FMC 676 Z with EC 47/37 Z, 2-wire PFM
- L FMC 677 Z with EC 47/37 Z, 2-wire PFM
- R FMC 671 Z with EC 17 Z, 2-wire PFM, not WHG
- S FMC 676 Z with EC 17 Z, 2-wire PFM, not WHG
- T FTC 625 with EC 17 Z, 2-wire PFM
- V FTC 625 with EC 27 Z, 2-wire PFM
- X for use with unspecified instrument
- Y Special version

Process connection, material

- G2 G 1 1/2 A, Thread ISO228, 316Ti
- H2 1" NPT, Thread ANSI, 316Ti
- K1 DN50 PN 10/16 B, Flange DIN 2527, steel
- K2 DN50 PN 10/16 B, Flange DIN 2527, 316Ti
- M1 DN80 PN 10/16 B, Flange DIN 2527, steel
- M2 DN80 PN 10/16 B, Flange DIN 2527, 316Ti
- P1 DN100 PN 10/16 B, Flange DIN 2527, steel
- P2 DN100 PN 10/16 B, Flange DIN 2527, 316Ti
- Q1 2", 150 lbs RF, Flange ANSI B16.5, steel
- Q2 2", 150 lbs RF, Flange ANSI B16.5, 316Ti
- R1 4", 150 lbs RF, Flange ANSI B16.5, steel
- R2 4", 150 lbs RF, Flange ANSI B16.5, 316Ti
- Y9 Special version

Rod material

- A Rod: Ceramic insulation, 304
- Y Special version

Probe length L

- 1mm (100...2000 mm), total length
- 9 Special version

Housing

- C Aluminium, E-Housing IP66, NPT 1/2"
- D Aluminium, E-Housing IP66, G 1/2 A
- E Aluminium, E-Housing IP66, M20
- F Aluminium, E-Housing IP66, HNA24 gland
- T Ctd. alum., E-Housing IP66, NPT 1/2"
- U Ctd. alum., E-Housing IP66, G 1/2 A
- V Ctd. alum., E-Housing IP66, M20
- W Ctd. alum., E-Housing IP66, HNA24 gland
- Y Special version

Electronic insert

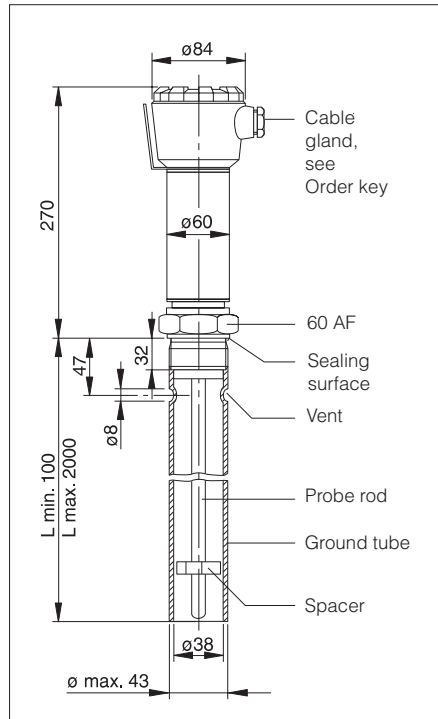
- A electronic insert not installed
- C with EC 17 Z, 2-wire PFM
- D with EC 27 Z, 2-wire PFM
- G with EC 37 Z, 2-wire PFM, 33 kHz
- H with EC 47 Z, 2-wire PFM, 1 MHz
- Y Special version

11500 Z

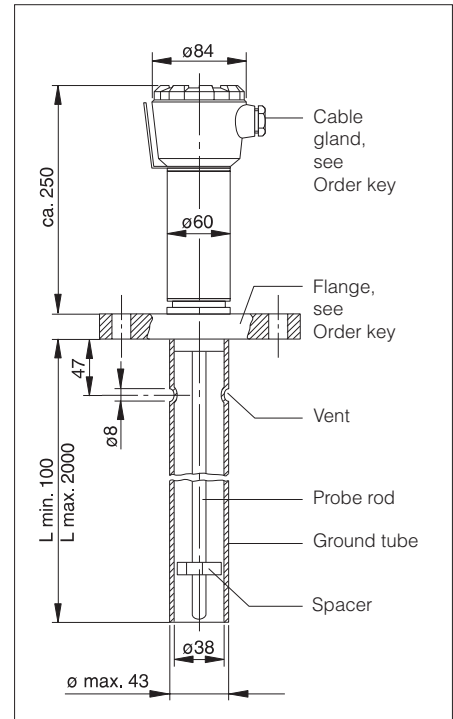
Order code

Please state length of probe in mm
See also section "Probe Length"

Dimensions and Probe Length



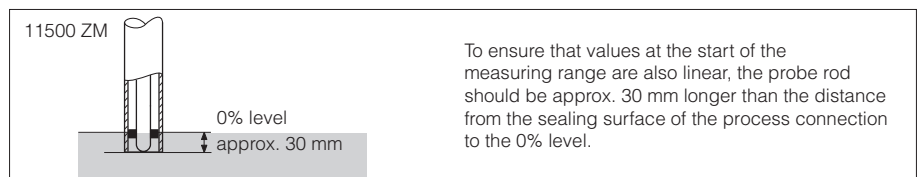
Probe 11500 ZM
with ground tube and
threaded boss G 1½



Probe 11500 ZM
with ground tube and flange

Material characteristics, relative dielectric constant ϵ_r	Limit detection, mounting from the side Recommended total length L	Limit detection, mounting from above The lengths given here in this table incorporate the additional minimum lengths from the sealing surface of the flange or threaded boss right up to the limit point required.
electrically conductive	(approx. 100 mm)	50 mm
$\epsilon_r > 10$ e.g. alcohols	100 mm	50 mm
ϵ_r approx. 4...10	100 mm	100 mm
ϵ_r approx. 3...4		200 mm
ϵ_r approx. 2...4	200 mm	
ϵ_r approx. 2 e.g. Oils, benzine		250 mm
ϵ_r approx. 1.5...2 e.g. propane	300 mm	300 mm

Please contact us if the dielectric constant of the material is not known.



Continuous
level measurement

To ensure that values at the start of the measuring range are also linear, the probe rod should be approx. 30 mm longer than the distance from the sealing surface of the process connection to the 0% level.

How to Order

Rod probe 11500 ZM

Certificate

- A ATEX II 1/2 G, EEx ia IIC T6, WHG
- P ATEX II 1/2 G, EEx ia IIC T6
- Y Special version
- 1 ATEX II 1/2 G, EEx ia IIB T6
- 2 ATEX II 1/2 G, EEx ia IIB T6, WHG
- 3 ATEX II 3 G, EEx nA II T6

For use with (label text)

- C FTC 470/471 Z with EC 17 Z, 2-wire PFM
- F FMC 470 Z with EC 47/37 Z, 2-wire PFM
- G FMC 671 Z with EC 47/37 Z, 2-wire PFM
- H FMC 672 Z with EC 47/37 Z, 2-wire PFM
- K FMC 676 Z with EC 47/37 Z, 2-wire PFM
- L FMC 677 Z with EC 47/37 Z, 2-wire PFM
- R FMC 671 Z with EC 17 Z, 2-wire PFM, not WHG
- S FMC 676 Z with EC 17 Z, 2-wire PFM, not WHG
- T FTC 625 with EC 17 Z, 2-wire PFM
- V FTC 625 with EC 27 Z, 2-wire PFM
- X for use with unspecified instrument
- Y Special version

Process connection, material

- G1 G 1 1/2 A, Thread ISO228, steel
- G2 G 1 1/2 A, Thread ISO228, 316Ti
- K1 DN50 PN 10/16 B, Flange DIN 2527, steel
- K2 DN50 PN 10/16 B, Flange DIN 2527, 316Ti
- M1 DN80 PN 10/16 B, Flange DIN 2527, steel
- M2 DN80 PN 10/16 B, Flange DIN 2527, 316Ti
- P1 DN100 PN 10/16 B, Flange DIN 2527, steel
- P2 DN100 PN 10/16 B, Flange DIN 2527, 316Ti
- Q1 2", 150 lbs RF, Flange ANSI B16.5, steel
- Q2 2", 150 lbs RF, Flange ANSI B16.5, 316Ti
- R1 4", 150 lbs RF, Flange ANSI B16.5, steel
- R2 4", 150 lbs RF, Flange ANSI B16.5, 316Ti
- Y9 Special version

Rod material and ground tube

- C Rod: Ceramic insul., ground tube, 304
- D Rod: Ceramic insul., ground tube, 316Ti
- Y Special version

Probe length L

- 1mm (100...2000 mm), total length
- 9 Special version

Housing

- C Aluminium, E-Housing IP66, NPT 1/2"
- D Aluminium, E-Housing IP66, G 1/2 A
- E Aluminium, E-Housing IP66, M20
- F Aluminium, E-Housing IP66, HNA24 gland
- T Ctd. alum., E-Housing IP66, NPT 1/2"
- U Ctd. alum., E-Housing IP66, G 1/2 A
- V Ctd. alum., E-Housing IP66, M20
- W Ctd. alum., E-Housing IP66, HNA24 gland
- Y Special version

Electronic insert

- A electronic insert not installed
- C with EC 17 Z, 2-wire PFM
- D with EC 27 Z, 2-wire PFM
- G with EC 37 Z, 2-wire PFM, 33 kHz
- H with EC 47 Z, 2-wire PFM, 1 MHz
- Y Special version

11500 ZM

Order code

Please state length of probe in mm
See also section "Probe Length"

Accessories

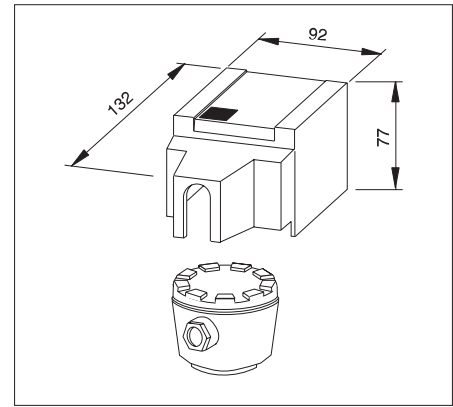
Protective cover

for aluminium housing

Material: polyamide

Maximum ambient temperature: 100°C

The protective cover should be used when mounting in the open. This protects the probe with aluminium housing from excessive temperatures and condensation caused by large temperature variations.



По вопросам продаж и поддержки обращайтесь:

Алматы (7273)495-231
Ангарск (3955)60-70-56
Архангельск (8182)63-90-72
Астрахань (8512)99-46-04
Барнаул (3852)73-04-60
Белгород (4722)40-23-64
Благовещенск (4162)22-76-07
Брянск (4832)59-03-52
Владивосток (423)249-28-31
Владикавказ (8672)28-90-48
Владимир (4922)49-43-18
Волгоград (844)278-03-48
Вологда (8172)26-41-59
Воронеж (473)204-51-73
Екатеринбург (343)384-55-89

Иваново (4932)77-34-06
Ижевск (3412)26-03-58
Иркутск (395)279-98-46
Казань (843)206-01-48
Калининград (4012)72-03-81
Калуга (4842)92-23-67
Кемерово (3842)65-04-62
Киров (8332)68-02-04
Коломна (4966)23-41-49
Кострома (4942)77-07-48
Краснодар (861)203-40-90
Красноярск (391)204-63-61
Курск (4712)77-13-04
Курган (3522)50-90-47
Липецк (4742)52-20-81

Магнитогорск (3519)55-03-13
Москва (495)268-04-70
Мурманск (8152)59-64-93
Набережные Челны (8552)20-53-41
Нижний Новгород (831)429-08-12
Новокузнецк (3843)20-46-81
Ноябрьск (3496)41-32-12
Новосибирск (383)227-86-73
Омск (3812)21-46-40
Орел (4862)44-53-42
Оренбург (3532)37-68-04
Пенза (8412)22-31-16
Петрозаводск (8142)55-98-37
Псков (8112)59-10-37
Пермь (342)205-81-47

Ростов-на-Дону (863)308-18-15
Рязань (4912)46-61-64
Самара (846)206-03-16
Санкт-Петербург (812)309-46-40
Саратов (845)249-38-78
Севастополь (8692)22-31-93
Саранск (8342)22-96-24
Симферополь (3652)67-13-56
Смоленск (4812)29-41-54
Сочи (862)225-72-31
Ставрополь (8652)20-65-13
Сургут (3462)77-98-35
Сыктывкар (8212)25-95-17
Тамбов (4752)50-40-97
Тверь (4822)63-31-35

Тольятти (8482)63-91-07
Томск (3822)98-41-53
Тула (4872)33-79-87
Тюмень (3452)66-21-18
Ульяновск (8422)24-23-59
Улан-Удэ (3012)59-97-51
Уфа (347)229-48-12
Хабаровск (4212)92-98-04
Чебоксары (8352)28-53-07
Челябинск (351)202-03-61
Череповец (8202)49-02-64
Чита (3022)38-34-83
Якутск (4112)23-90-97
Ярославль (4852)69-52-93

Россия +7(495)268-04-70

Казахстан +7(7172)727-132

Киргизия +996(312)96-26-47

эл.почта: ehr@nt-rt.ru || сайт: <https://endcounters.nt-rt.ru/>